

# Report on Analysis of Alumni Feedback (2020-21)

The feedback from Alumni on design and review of curriculum was obtained through Structured Questionnaire which included 6 questions on various aspects. It aimed for responses on adequateness of courses curriculum, sufficiency of syllabus content in context of current professional standards and the role of curriculum in inculcating research aptitude in the former students. The feedback from alumni feedback is considered as a major resource for the holistic development of an institution.

A five point Likert scale has been used with weights assigned from 1 to 5 to different levels as follows:

**Strongly Disagree**

**Disagree**

**Neutral**

**Agree**

**Strongly Agree**

The Range of each order or level is determined by the following formula:

(Highest point in Likert Scale- Lowest point in Likert Scale)/ Number of Levels Used Therefore,  
$$\text{Range} = (5-1)/5 = 4/5 = 0.8$$

Hence,

Range for 'Strongly Disagree' is **1.0 to 1.8**

Range for 'Disagree' is **1.8 to 2.6**

Range for 'Neutral' is **2.6 to 3.4**

Range for 'Agree' is **3.4 to 4.2**

Range for 'Strongly Agree' is **4.2 to 5.0**

## Data Analysis and Interpretation

Following is the tabular analysis of each question showing number of Alumni responses on five point Likert scale, percentage of Alumni responses, weighted score and weighted mean score of each question.

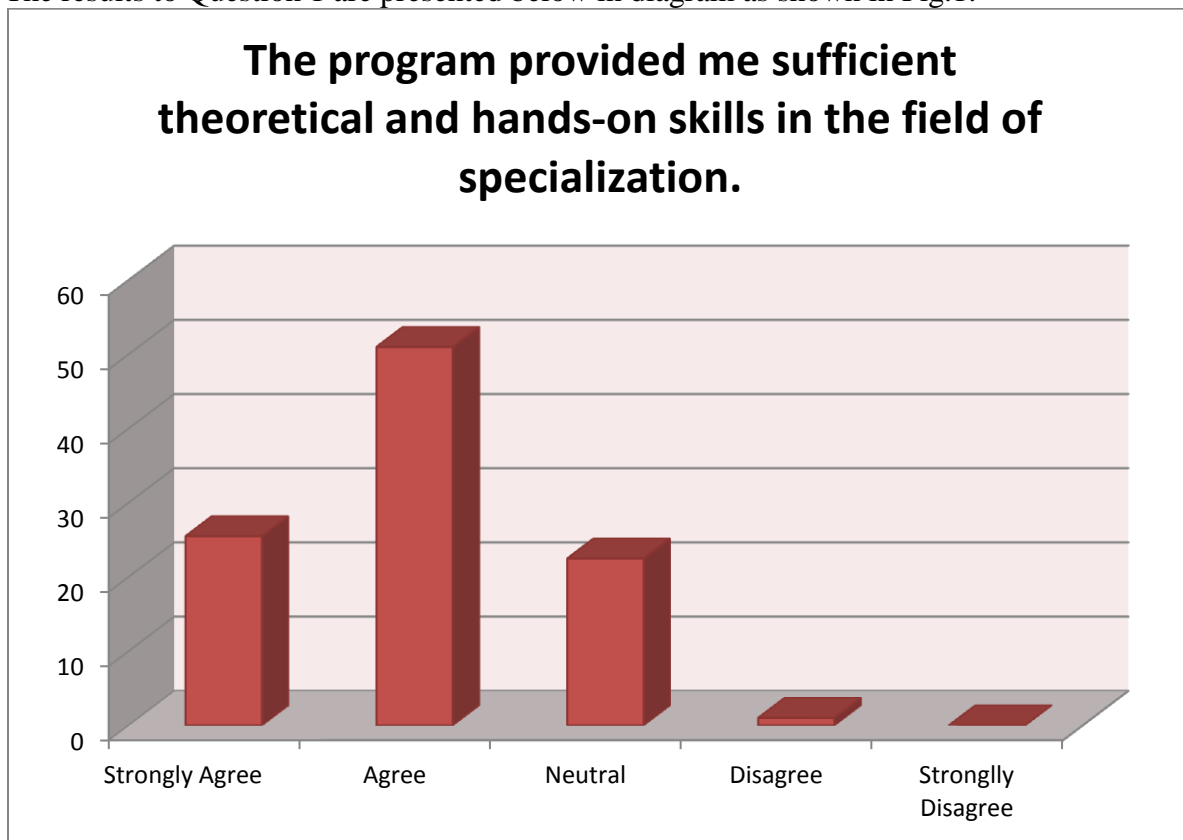
**Question No: (1) The program provided me sufficient theoretical and hands-on skills in the field of specialization.**

Table 1: Responses on the program provided me sufficient theoretical and hands-on skills in the field of specialization

Responses	Strongly Agree 5	Agree 4	Neutral 3	Disagree 2	Strongly Disagree 1	Total
Number of Alumni	51	102	45	2	0	200
Percentage	25.50	51.00	22.50	1.00	0	100.00
Weighted Score	255	408	135	4	0	802
<b>Weighted Mean Score</b>						<b>4.01</b>

Table 1 shows that out of 200 Alumni surveyed, 51 i.e. 25.50% of Alumni strongly agree that the program provided me sufficient theoretical and hands-on skills in the field of specialization, 102 i.e. 51.00% of Alumni agree for the same, 45 i.e. 22.50% of Alumni' views are neutral, 2 i.e. 1% of Alumni disagree and none of Alumni strongly disagree that the program provided me sufficient theoretical and hands-on skills in the field of specialization

The results to Question 1 are presented below in diagram as shown in Fig.1.



*Fig.1. Percentage of responses on the program provided me sufficient theoretical and hands-on skills in the field of specialization*

Here, it is also observed that Weighted Mean Score of Question No. 1 is 4.01 which lies between the Likert range of 3.4 to 4.2 i.e. range for 'Agree'. So, it can be concluded that there is agreement among Alumni that the program provided me sufficient theoretical and hands-on

skills in the field of specialization

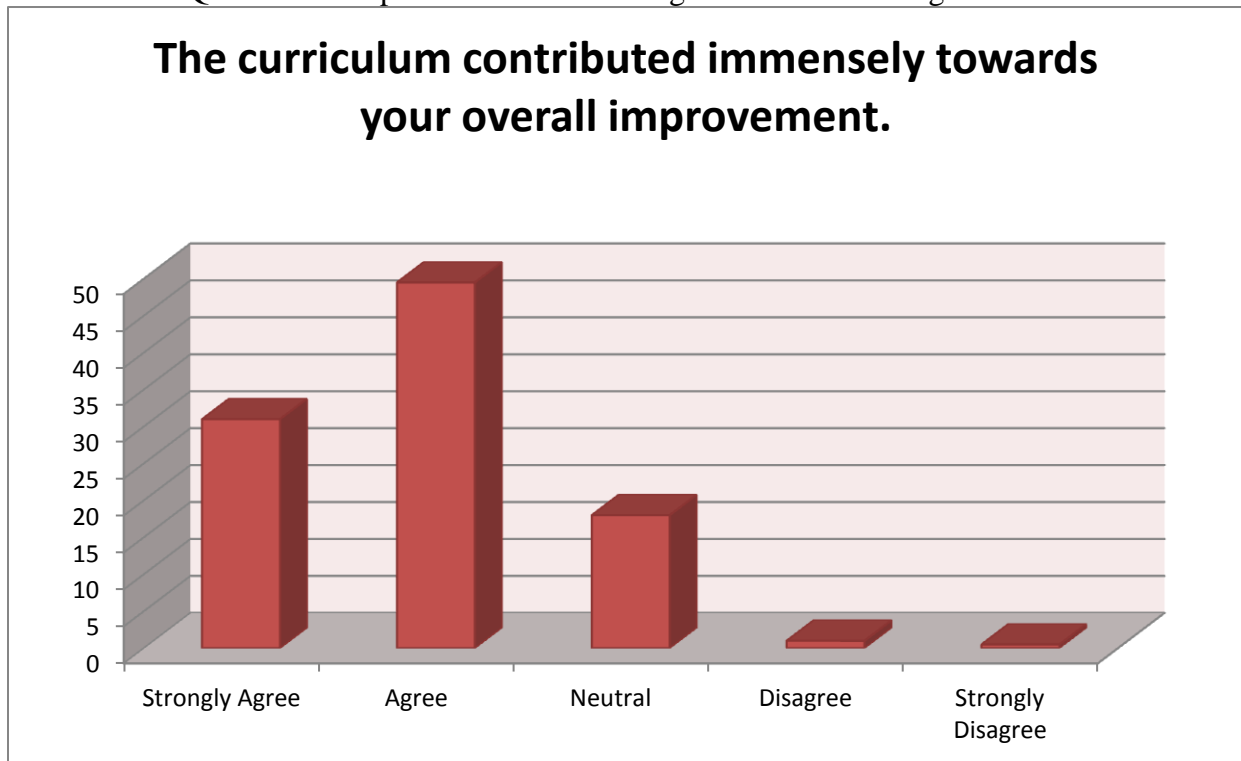
**Question No :(2) The curriculum contributed immensely towards your overall improvement.**

Table 2: Responses on the curriculum contributed immensely towards your overall improvement.

Responses	Strongly Agree	Agree	Neutral	Disagree	Strongly Disagree	Total
	5	4	3	2	1	
Number of Alumni	62	99	36	2	1	200
Percentage	31.00	49.50	18.00	1.00	0.50	100.00
Weighted Score	310	396	108	4	1	819
Weighted Mean Score						4.09

Table 2 shows that out of 200 alumni surveyed, 62 i.e. 31.00% of alumni strongly agree that the curriculum contributed immensely towards your overall improvement, 99 i.e. 49.50% of alumni agree for the same, 36 i.e. 18.00% of alumni' views are neutral, 2 i.e.1.00% of alumni disagree and 1 i.e. .50% of alumni strongly disagree the curriculum contributed immensely towards your overall improvement

The results to Question 2 are presented below in diagram as shown in Fig.2.



*Fig.2. Percentage of responses the curriculum contributed immensely towards your overall improvement*

Weighted Mean Score of Question No. 2 is 4.09 which fall in the Likert range of ‘Agree’ and hence it can be concluded that the Alumni agree that curriculum is covered effectively in the allotted time period

**Question No: (3) The knowledge acquired in course curriculum can be effectively applied at your work place/real life situations**

Table 3: Responses on the knowledge acquired in course curriculum can be effectively applied at your work place/real life situations.

Responses	Strongly Agree 5	Agree 4	Neutral 3	Disagree 2	Strongly Disagree 1	Total
Number of Alumni	49	97	48	4	2	200
Percentage	24.50	48.50	24.00	2.00	1.00	100.00
Weighted Score	245	388	144	8	2	787
<b>Weighted Mean Score</b>						<b>3.93</b>

Table 3 shows that out of 300 alumni surveyed, 49 i.e. 24.50% of alumni strongly agree the knowledge acquired in course curriculum can be effectively applied at your work place/real life situations., 97 i.e. 48.50% of alumni agree for the same, 48 i.e. 24.00% of alumni views are neutral, 4 i.e. 2.00% of alumni disagree and 2 i.e. 1.00% of alumni strongly disagree that the knowledge acquired in course curriculum can be effectively applied at your work place/real life situations.

The results to Question 3 are presented below in diagram as shown in Fig.3.

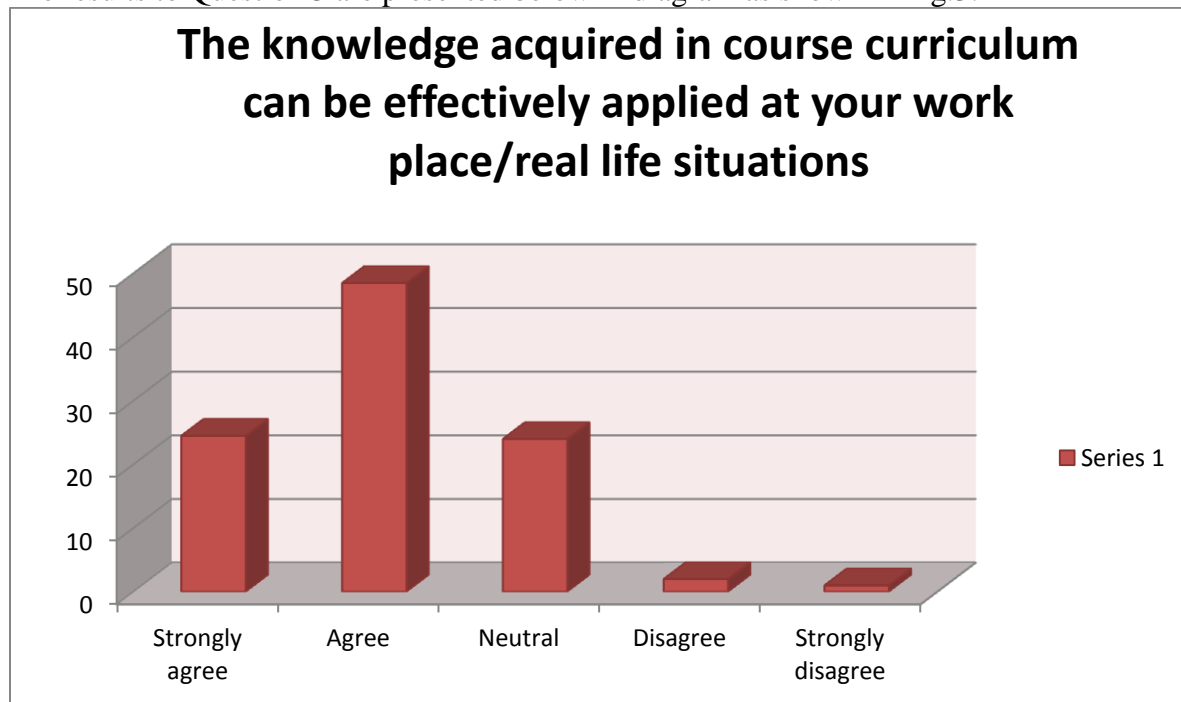


Fig.3. Percentage of responses the knowledge acquired in course curriculum can be effectively applied at your work place/real life situations.

Weighted Mean Score of Question No. 3 is 3.93 which lies between the Likert range of 3.4 to 4.2 i.e. range for 'Agree'. So, it is clear that the knowledge acquired in course curriculum can be effectively applied at your work place/real life situations.

**Question No: (4) The program curriculum provided environment for exposure to IT skills.**

Table 4: Responses on the program curriculum provided environment for exposure to IT skills.

Responses	Strongly Agree 5	Agree 4	Neutral 3	Disagree 2	Strongly Disagree 1	Total
Number of Alumni	49	101	47	2	1	200
Percentage	24.50	50.50	23.50	1.00	0.50	100.00
Weighted Score	245	404	141	4	1	795
<b>Weighted Mean Score</b>						<b>3.97</b>

Table 4 shows that out of 200 alumni surveyed, 49 i.e. 24.50% of alumni strongly agree that the program curriculum provided environment for exposure to it skills, 101 i.e. 50.50% of alumni agree for the same, 47 i.e. 23.50% of alumni' views are neutral, 2 i.e. 1.00% of alumni disagree and 1 i.e. 0.50% of alumni strongly disagree that the program curriculum provided environment for exposure to it skills.

The results to Question 4 are presented below in diagram as shown in Fig.4.

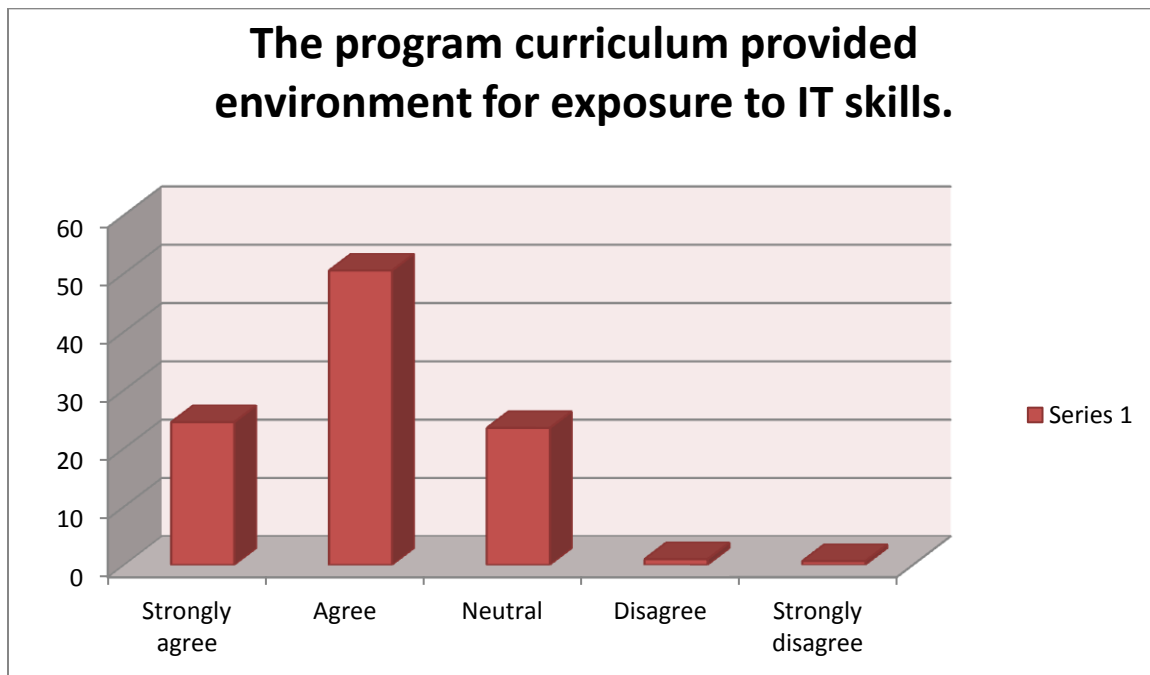


Fig.4. Percentage of responses program curriculum provided environment for exposure to IT skills.

Weighted Mean Score of Question No. 4 is 3.97 which lies between the Likert range of 3.4 to 4.2 i.e. range for ‘Agree’. So, it is clear that program curriculum provided environment for exposure to IT skills.

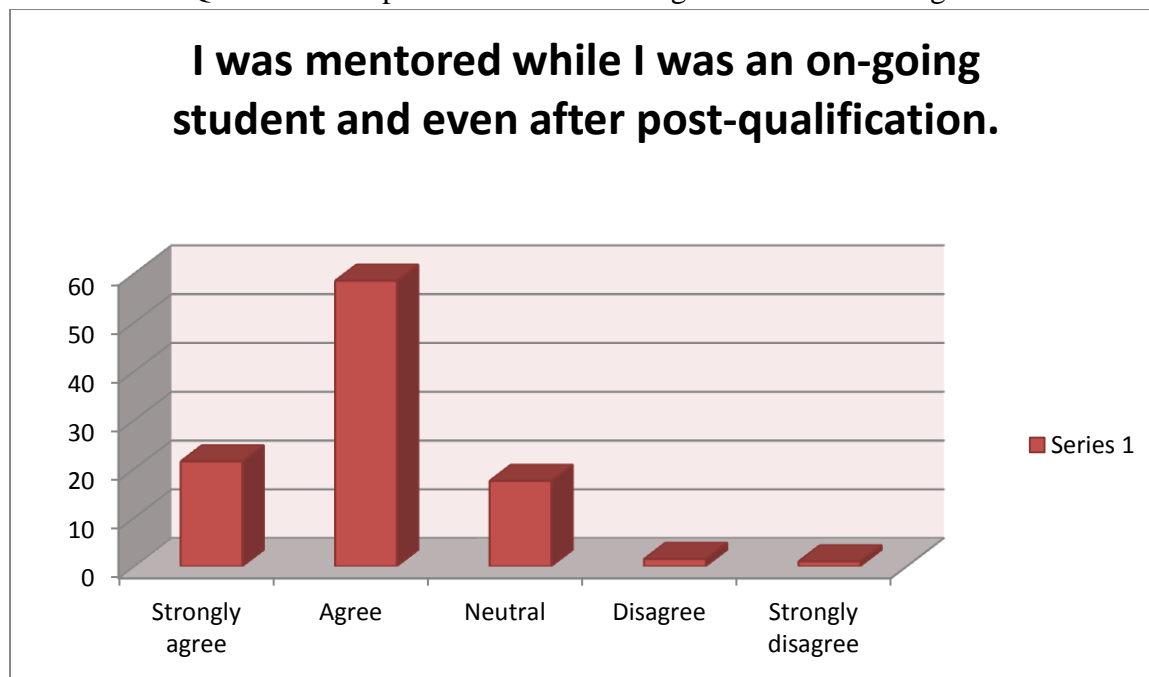
**Question No: (5) I was mentored while I was an on-going student and even after post-qualification.**

Table 5: Responses on I was mentored while I was an on-going student and even after post-qualification

Responses	Strongly Agree 5	Agree 4	Neutral 3	Disagree 2	Strongly Disagree 1	Total
Number of Alumni	43	117	35	3	2	200
Percentage	21.50	58.50	17.50	1.50	1.00	100
Weighted Score	215	468	115	6	2	806
Weighted Mean Score						<b>4.03</b>

Table 5 shows that out of 200 alumni surveyed, 43 i.e. 21.50% of alumni strongly agree that they were mentored while they were on-going student and even after post-qualification, 117 i.e. 58.50% of alumni agree for the same, 35 i.e. 17.50% of alumni’ views are neutral, 3 i.e. 1.50% of alumni disagree and 2 i.e. 1.00% of the alumni strongly disagree they were mentored they were on-going student and even after post-qualification.

The results to Question 5 are presented below in diagram as shown in Fig.5.



*Fig.5. Percentage of responses on I was mentored while I was an on-going student and even after post-qualification*

Weighted Mean Score of Question No. 5 is 4.03 which lies between the Likert range of 3.4 to 4.2 i.e. range for ‘Agree’. So, it is clear that alumni were mentored while they were on-going student and even after post-qualification.

**Question No: (6) The curriculum has inculcated research aptitude in you.**

Table 6: Responses on the curriculum has inculcated research aptitude in you.

Responses	Strongly Agree 5	Agree 4	Neutral 3	Disagree 2	Strongly Disagree 1	Total
Number of Alumni	41	116	35	4	4	200
Percentage	20.50	58.00	17.50	2.00	2.00	100
Weighted Score	205	464	105	8	4	786
Weighted Mean Score						<b>3.93</b>

Table 6 shows that out of 200 alumni surveyed, 41 i.e. 20.50% of alumni strongly agree that the curriculum has inculcated research aptitude in them, 116 i.e. 58.00% of alumni agree for the same, 35 i.e. 17.50% of alumni’ views are neutral, 4 i.e. 2.00% disagree and 4 i.e. 2.00% of the alumni strongly disagree that the curriculum has inculcated research aptitude in them.

The results to Question 6 are presented below in diagram as shown in Fig.6.

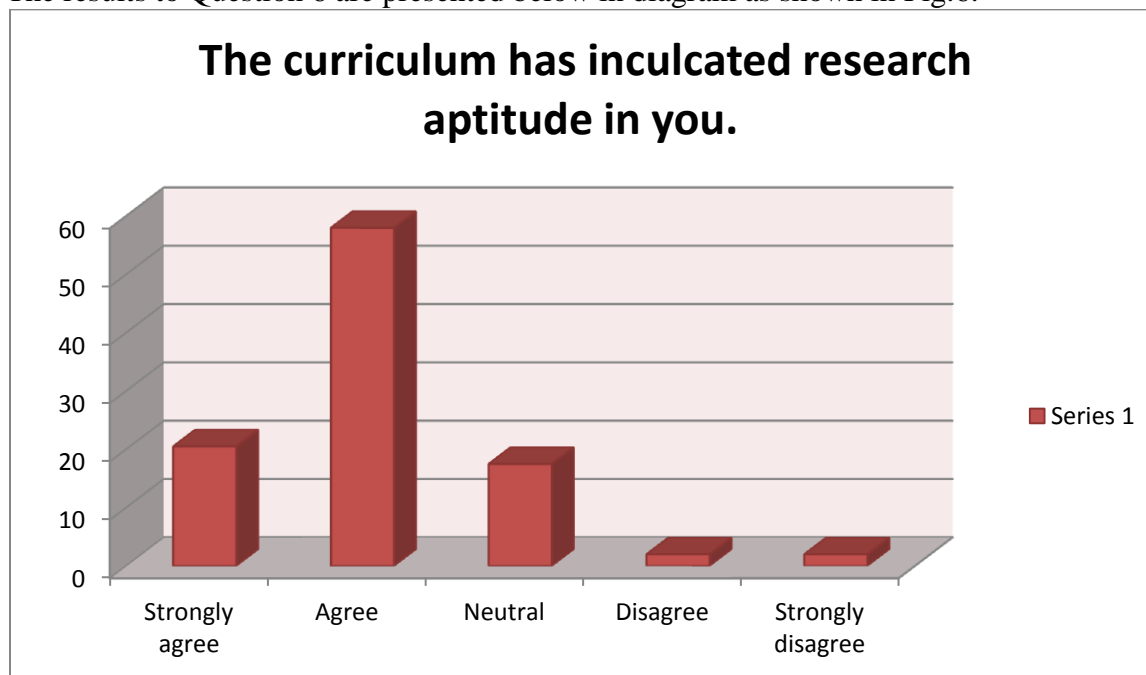


Fig.6. Percentage of responses on the curriculum has inculcated research aptitude in you

Weighted Mean Score of Question No. 6 is 3.93 which lies between the Likert range of 3.4 to 4.2 i.e. range for 'Agree'. So, it is clear the curriculum has inculcated research aptitude in the alumni.

## Conclusion

Following table and diagram present Weighted Mean Score on various questions:

Table 7: Weighted Mean Score of questions

S. No.	Parameters	Weighted Mean Score
1.	The program provided me sufficient theoretical and hands-on skills in the field of specialization	4.01
2.	The curriculum contributed immensely towards your overall improvement.	4.09
3.	The knowledge acquired in course curriculum can be effectively applied at your work place/real life situations	3.93
4.	The program curriculum provided environment for exposure to IT skills.	3.97
5.	I was mentored while I was an on-going student and even after post-qualification.	4.03
6.	The curriculum has inculcated research aptitude in you.	3.93



Fig.7. Weighted Mean Score



Table 7 and Fig 7 show that the average of Weighted Mean Score of all questions related to curriculum is 3.99 which lies between Likert range of 3.4 to 4.2, that is, the range for 'Agree', from which it can be concluded that on an average the majority of the alumni are happy with the curriculum. During the alumni meet they admitted that they are proud to be a part of this institution and they agreed that they would recommend their friends and relatives to enroll in this institution.