



# **KHALSA COLLEGE FOR WOMEN AMRITSAR**



## **Feedback Analysis** **(2020-2021)**

**Khalsa College for Women, Amritsar**  
**GT Road, Amritsar**

**Student's Feedback Form (2020-21)**

Name of the Student \_\_\_\_\_ Roll No. \_\_\_\_\_

Class/Semester \_\_\_\_\_ Department \_\_\_\_\_

Session \_\_\_\_\_

**Tick the appropriate option**

S. No.	Parameters	Strongly Agree	Agree	Neutral	Disagree	Strongly Disagree
1.	The curriculum is up-to-date, need based and relevant to real life situations					
2.	The syllabus is designed to enhance the employability skills of the students					
3.	ICT and various other teaching aids are used extensively to cover the syllabus					
4.	The curriculum enhances the knowledge, skills and competencies of the students					
5.	The whole syllabus is completed in the allotted time period.					
6.	The Electives offered in the curriculum are supportive to the core papers					
7.	Equal weightage is given to theory and practical course content					
8.	Adequate books, relevant material and online resources are available in the library for the topics mentioned in the curriculum					

# Report on Analysis of Students' Feedback (2020-21)

The Internal Quality Assurance Cell (IQAC) of the college has been focusing on quality improvement through structured feedback from students, which gives vital information for improving the curriculum. The formal feedback of the college students was taken for specific parameters focusing the course content. Feedback from students allows them the opportunity to comment on various aspects of curriculum. This provides useful suggestions for improving the curriculum, which can be conveyed to the university via various faculty members who serve on the Board of Studies. The data is examined, and the suggestions are considered before being presented to the academic head at the semester end meeting for discussion and possible implementation into the institution's future development.

## Result of Analysis of Students' Feedback (2020-21)

The feedback from students on design and review of curriculum was obtained through Structured Questionnaire which included 8 questions on various aspects.

A five point Likert scale has been used with weights assigned from 1 to 5 to different levels as follows:

**Strongly Disagree**

**Disagree**

**Neutral**

**Agree**

**Strongly Agree**

The Range of each order or level is determined by the following formula:

(Highest point in Likert Scale- Lowest point in Likert Scale)/ Number of Levels Used

Therefore, Range=  $(5-1)/5=4/5=0.8$

Hence,

Range for '**Strongly Disagree**' is **1.0 to 1.8**

Range for '**Disagree**' is **1.8 to 2.6**

Range for '**Neutral**' is **2.6 to 3.4**

Range for '**Agree**' is **3.4 to 4.2**

Range for '**Strongly Agree**' is **4.2 to 5.0**

## Data Analysis and Interpretation

Following is the tabular analysis of each question showing number of students' responses on five point Likert scale, percentage of students' responses, weighted score and weighted mean score of each question.

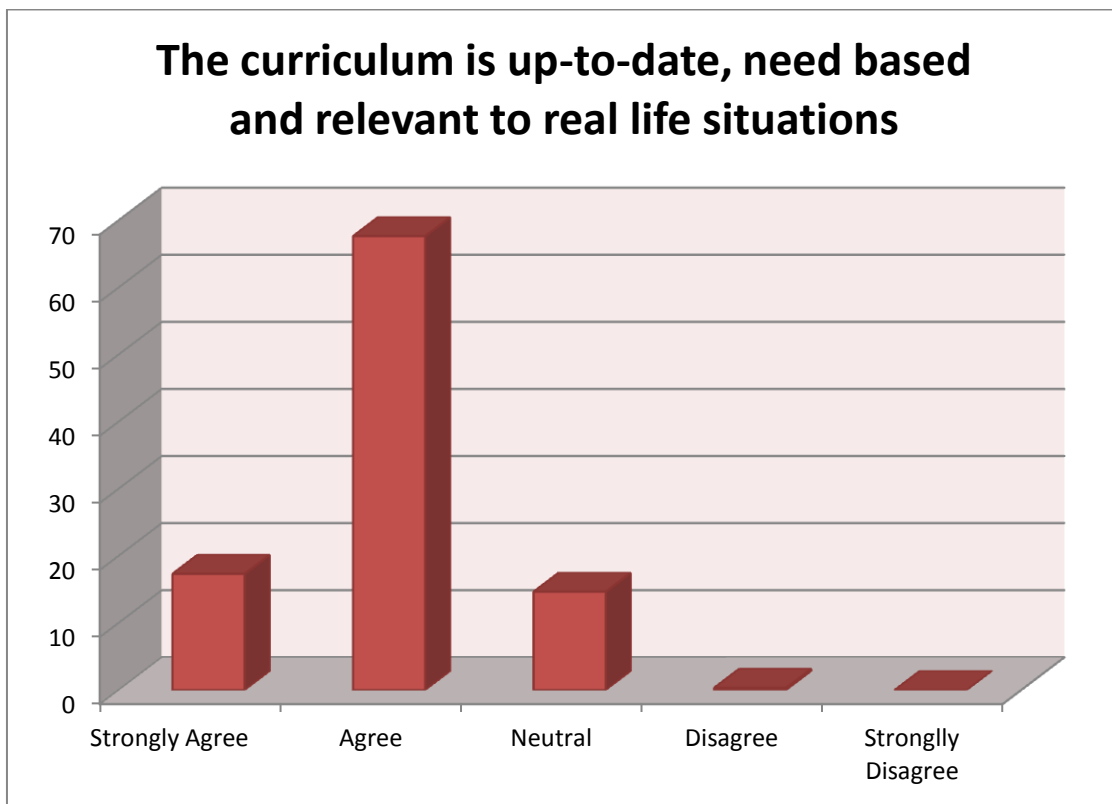
### Question No: (1) The curriculum is up-to-date, need based and relevant to real life situations

Table 1: Responses on curriculum is up-to-date, need based and relevant to real life situations

Responses	Strongly Agree 5	Agree 4	Neutral 3	Disagree 2	Strongly Disagree 1	Total
Number of Students	52	203	44	1	0	300
Percentage	17.33	67.66	14.66	0.33	0	100.00
Weighted Score	260	812	132	2	0	1206
<b>Weighted Mean Score</b>						<b>4.02</b>

Table 1 shows that out of 300 students surveyed, 52 i.e. 17,33% of students strongly agree that the curriculum is up-to-date, need based and relevant to real life situations, 203 i.e. 67.66% of students agree for the same, 44 i.e. 14.66% of students' views are neutral, 1 i.e. 0.33% of students disagree and none of students strongly disagree that the topics of curriculum are not up-to-date.

The results to Question 1 are presented below in diagram as shown in Fig.1.



*Fig.1. Percentage of responses on curriculum is up-to-date, need based and relevant to real life situations.*

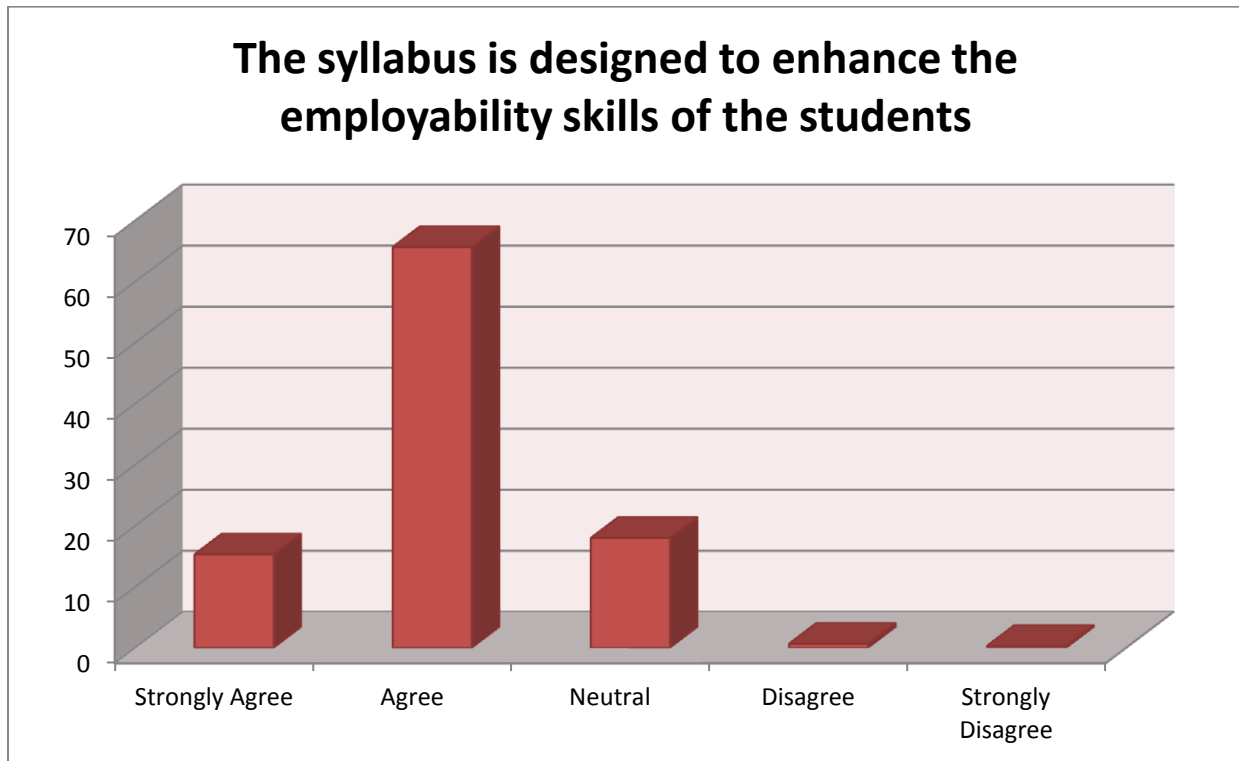
Here, it is also observed that Weighted Mean Score of Question No. 1 is 4.02 which lies between the Likert range of 3.4 to 4.2 i.e. range for 'Agree'. So, it can be concluded that there is agreement among students that the curriculum is up-to-date, need based and relevant to real life situations.

**Question No :(2) The syllabus is designed to enhance the employability skills of the students**

Table 2: Responses on syllabus is designed to enhance the employability skills of the students

Responses	Strongly Agree 5	Agree 4	Neutral 3	Disagree 2	Strongly Disagree 1	Total
Number of Students	46	197	54	2	1	300
Percentage	15.30	65.66	18.00	0.66	0.33	100.00
Weighted Score	230	788	162	4	1	1185
<b>Weighted Mean Score</b>						<b>3.95</b>

Table 2 shows that out of 300 students surveyed, 46 i.e. 15.30% of students strongly agree that, syllabus is designed to enhance the employability skills of the students, 197 i.e. 65.66% of students agree for the same, 54 i.e. 18% of students' views are neutral, 2 i.e.0.66% of students disagree and 1 i.e. 0.33% of students strongly disagree that syllabus is designed to enhance the employability skills of the students.The results to Question 2 are presented below in diagram as shown in Fig.2.



*Fig.2. Percentage of responses on syllabus is designed to enhance the employability skills of the students*

Weighted Mean Score of Question No. 2 is 3.95 which fall in the Likert range of ‘Agree’ and hence it can be concluded that the students agree that continues efforts are made by the college to improve the quality of teaching and learning.

**Question No: (3) ICT and various other teaching aids are used extensively to cover the syllabus**

Table 3: Responses on ICT and various other teaching aids are used extensively to cover the syllabus

Responses	Strongly Agree 5	Agree 4	Neutral 3	Disagree 2	Strongly Disagree 1	Total
Number of Students	53	198	48	1	0	300
Percentage	17.66	66.00	16.00	0.33	0	100.00
Weighted Score	265	792	144	2	0	1203
<b>Weighted Mean Score</b>						<b>4.01</b>

Table 3 shows that out of 300 students surveyed, 53 i.e. 17.66% of students strongly agree that teaching aids including ICT enhance covering of syllabus, 198 i.e. 66% of students agree for the same, 48 i.e. 16% of students' views are neutral, 1 i.e. 0.33% of students disagree and none of students strongly disagree that ICT and various other teaching aids are used extensively to cover the syllabus.

The results to Question 3 are presented below in diagram as shown in Fig.3.

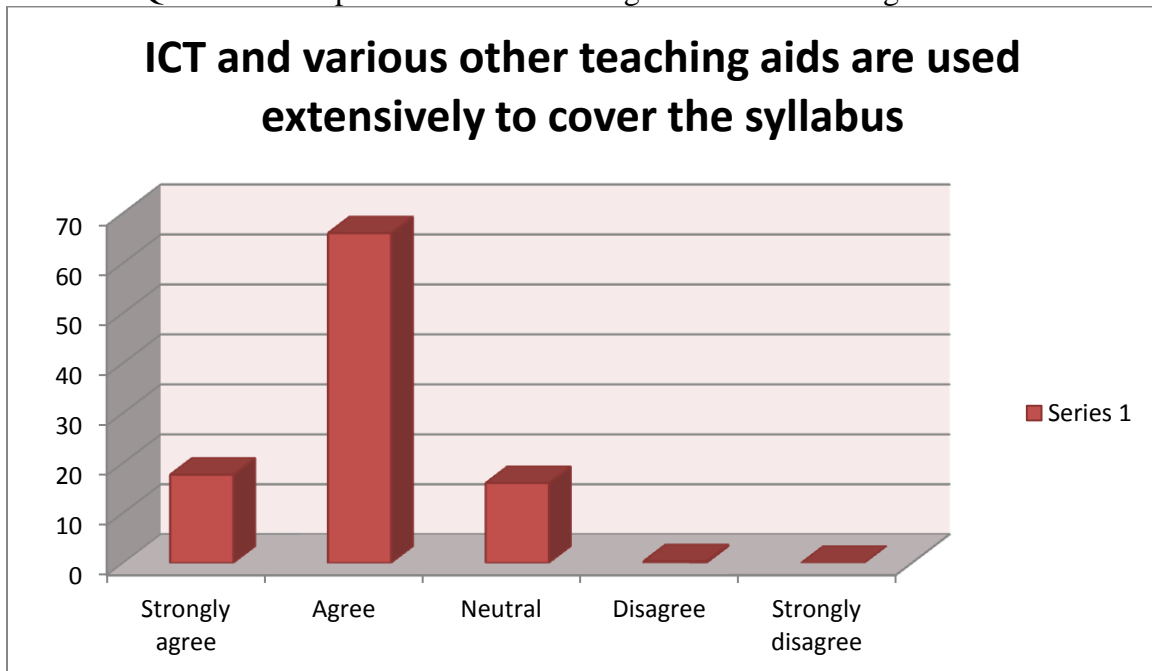


Fig.3. Percentage of responses on ICT and various other teaching aids are used extensively to cover the syllabus

Weighted Mean Score of Question No. 3 is 3.83 which lies between the Likert range of 3.4 to 4.2 i.e. range for 'Agree'. So, it is clear that ample opportunities are provided to enhance learning through guest lectures, seminars, workshops and conferences.

**Question No: (4) The curriculum enhances the knowledge, skills and competencies of the students.**

Table 4: Responses on curriculum enhances the knowledge, skills and competencies of the students.

Responses	Strongly Agree 5	Agree 4	Neutral 3	Disagree 2	Strongly Disagree 1	Total
Number of Students	49	201	47	2	1	300
Percentage	16.33	67.00	15.66	0.66	0.33	100.00
Weighted Score	245	804	141	4	1	1195
<b>Weighted Mean Score</b>						<b>3.98</b>

Table 4 shows that out of 300 students surveyed, 49 i.e. 16.33% of students strongly agree that curriculum enhances the knowledge, skills and competencies of the students,

201 i.e. 67.00% of students agree for the same, 47 i.e. 15.66% of students' views are neutral, 2 i.e. 0.66% of students disagree and 1 i.e. 0.33% of students strongly disagree that curriculum enhances the knowledge, skills and competencies of the students

The results to Question 4 are presented below in diagram as shown in Fig.4.

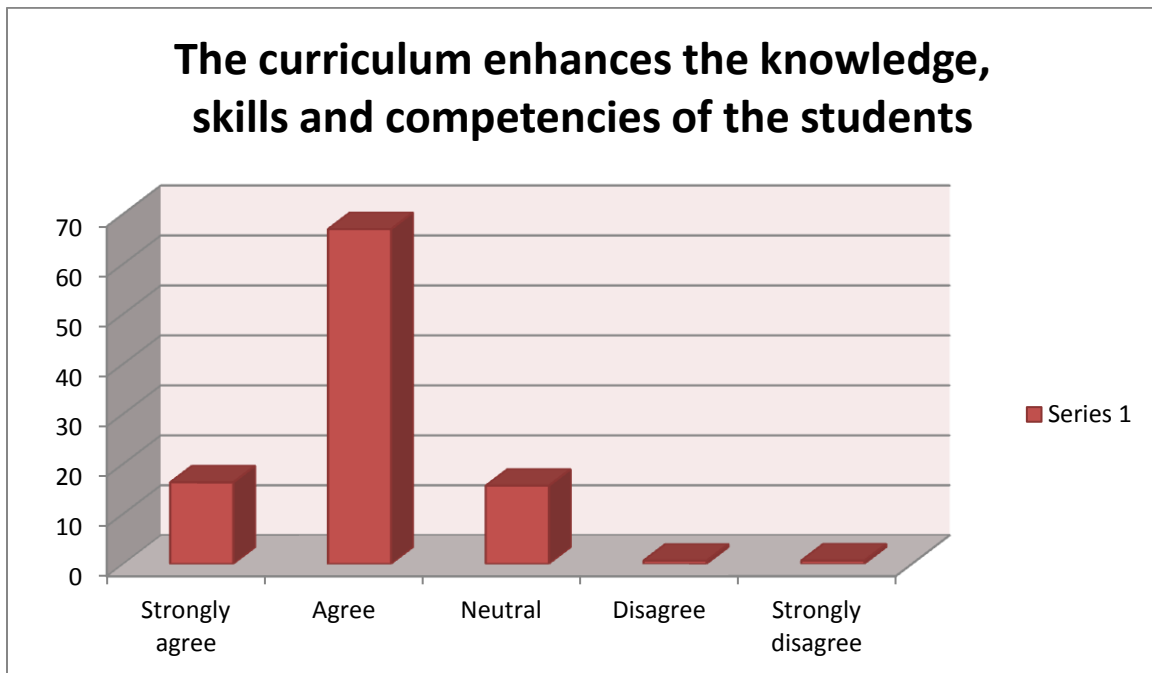


Fig.4. Percentage of responses on the curriculum enhances the knowledge, skills and competencies of the students.

Weighted Mean Score of Question No. 4 is 3.98 which lies between the Likert range of 3.4 to 4.2 i.e. range for 'Agree'. So, it is clear that curriculum enhances the knowledge, skills and competencies of the students

**Question No: (5) The whole syllabus is completed in the allotted time period**

Table 5: The whole syllabus is completed in the allotted time period

Responses	Strongly Agree	Agree	Neutral	Disagree	Strongly Disagree	Total
	5	4	3	2	1	
Number of Students	46	217	35	2	0	300
Percentage	15.33	72.33	11.66	0.66	0	100
Weighted Score	230	868	105	4	0	1207
<b>Weighted Mean Score</b>						<b>4.02</b>

Table 5 shows that out of 300 students surveyed, 46 i.e. 15.33% of students strongly agree that the whole syllabus is completed in the allotted time period, 217 i.e. 72.33% of students agree for the same, 35 i.e. 11.66% of students' views are neutral, 2 i.e. 0.66% of students disagree and none of the students strongly disagree that the syllabus is completed in the allotted time period. results to Question 5 are presented below in diagram as shown in Fig.5.

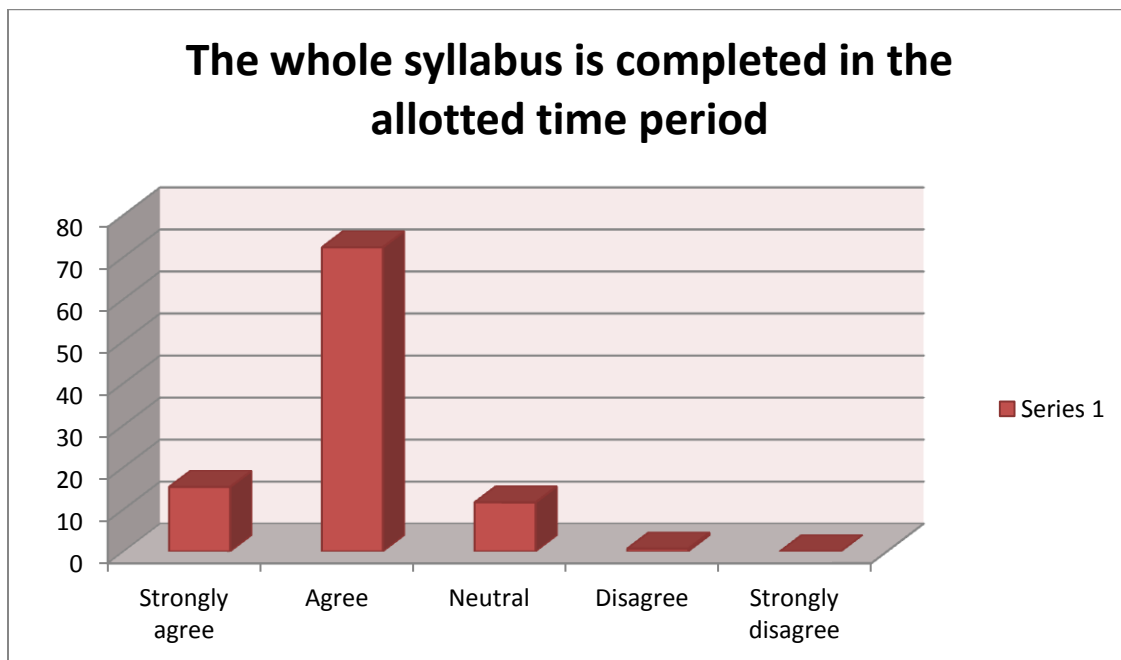


Fig.5. Percentage of responses on the whole syllabus is completed in the allotted time period.



Weighted Mean Score of Question No. 5 is 4.02 which lies between the Likert range of 3.4 to 4.2 i.e. range for 'Agree'. So, it is clear that the whole syllabus is completed in the allotted time period.

**Question No: (6) The Electives offered in the curriculum are supportive to the core papers**

Table 6: Responses on the electives offered in the curriculum are supportive to the core papers

Responses	Strongly Agree	Agree	Neutral	Disagree	Strongly Disagree	Total
	5	4	3	2	1	
Number of Students	58	202	38	2	0	300
Percentage	19.33	66.33	12.66	0.66	0	100
Weighted Score	298	808	114	4	0	1224
<b>Weighted Mean Score</b>						<b>4.08</b>

Table 6 shows that out of 300 students surveyed, 58 i.e. 19.33% of students strongly agree that the electives offered in the curriculum are supportive to the core papers, 202 i.e. 66.33% of students agree for the same, 38 i.e. 12.66% of students' views are neutral, 2 i.e. 0.66% disagree and none of the students strongly disagree that the electives offered in the curriculum are supportive to the core papers, The results to Question 6 are presented below in diagram as shown in Fig.6.

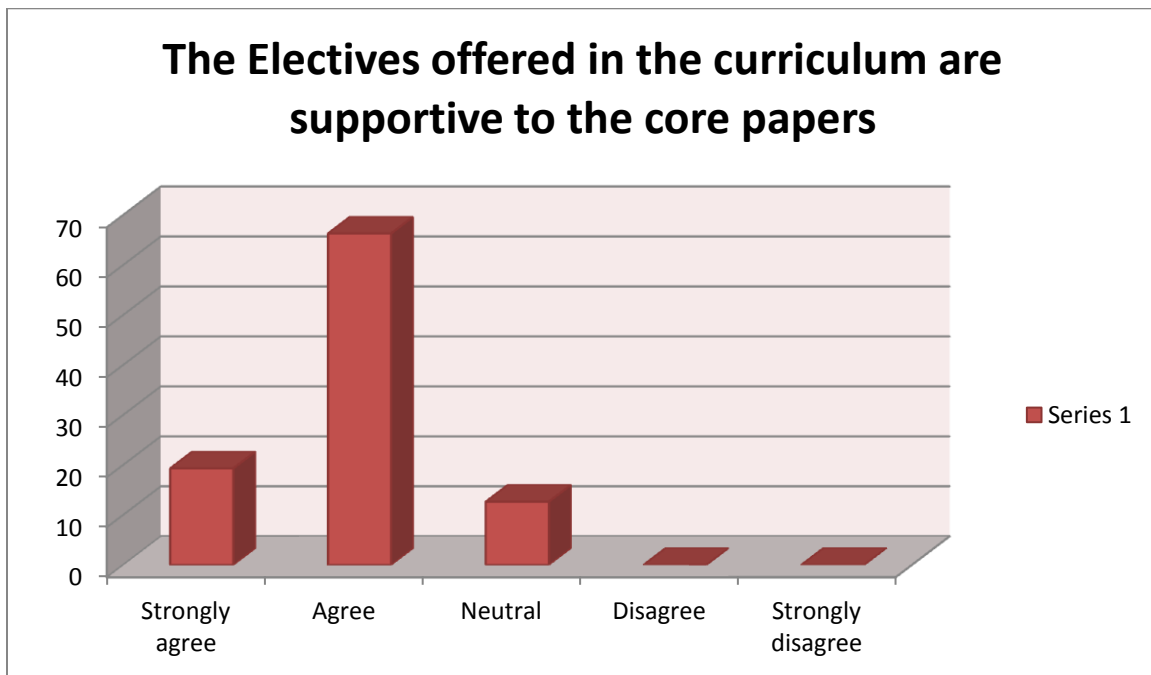


Fig.6. Percentage of responses on the Electives offered in the curriculum are supportive to the core papers

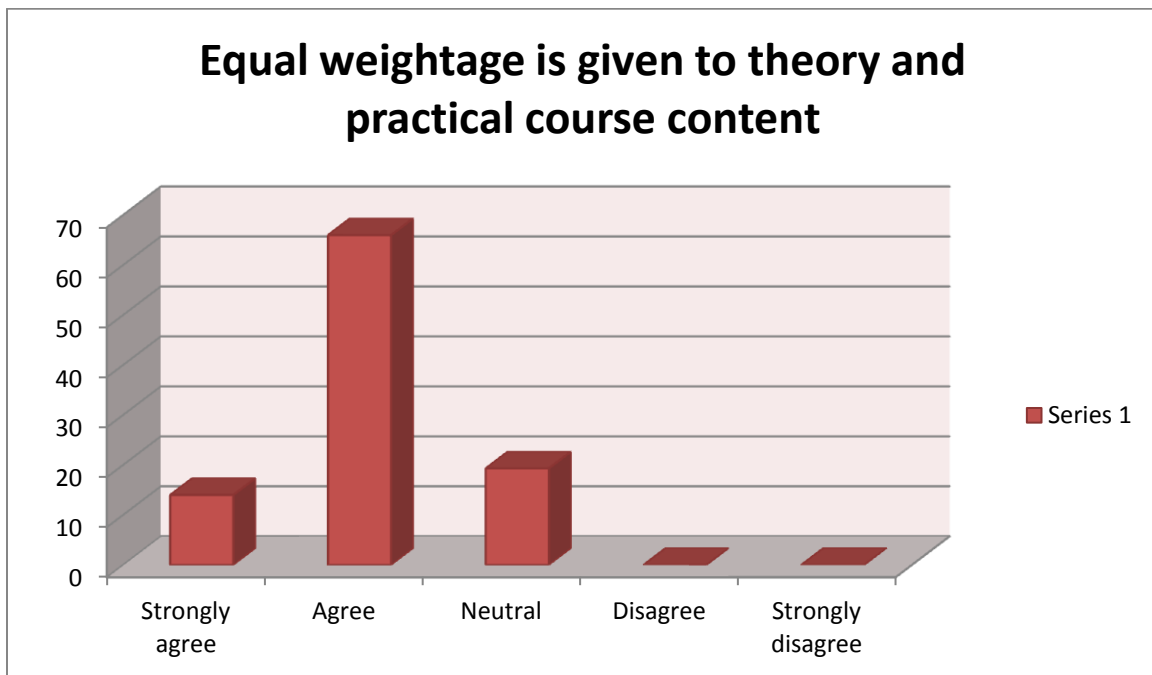
Weighted Mean Score of Question No. 6 is 4.08 which lies between the Likert range of 3.4 to 4.2 i.e. range for 'Agree'. So, it is clear that the electives offered in the curriculum are supportive to the core papers

**Question No: (7) Equal weightage is given to theory and practical course content**

Table 7: Responses on equal weightage is given to theory and practical course content

Responses	Strongly Agree 5	Agree 4	Neutral 3	Disagree 2	Strongly Disagree 1	Total
Number of Students	42	198	58	2	0	300
Percentage	14.00	66.00	19.33	0.66	0	100.00
Weighted Score	245	804	141	4	0	1194
<b>Weighted Mean Score</b>						<b>3.98</b>

Table 7 shows that out of 300 students surveyed, 42 i.e. 14.00% of students strongly agree that equal weightage is given to theory and practical course content, 198 i.e. 66.00% of students agree for the same, 58 i.e. 19.33% of student's views are neutral, 2 i.e. 0.66 students disagree and none of the students strongly disagree that equal weightage is given to theory and practical course content. The results to Question 7 are presented below in diagram as shown in Fig.7.



*Fig.7. Percentage of responses on equal weightage is given to theory and practical course content*

Weighted Mean Score of Question No. 7 is 3.98 which lies between the Likert range of 3.4 to 4.2 i.e. range for 'Agree'. So, it is clear that equal weightage is given to theory and practical course content.

**Question No: (8) Adequate books, relevant material and online resources are available in the library for the topics mentioned in the curriculum**

Table 8: Responses on adequate books, relevant material and online resources are available in the library for the topics mentioned in the curriculum

Responses	Strongly Agree 5	Agree 4	Neutral 3	Disagree 2	Strongly Disagree 1	Total
Number of Students	41	184	69	4	2	300
Percentage	13.66	61.33	23.00	1.33	0.66	100.00
Weighted Score	205	736	207	8	2	1194
<b>Weighted Mean Score</b>						<b>3.98</b>

Table 8 shows that out of 300 students surveyed, 41 i.e. 13.66% of students strongly agree that adequate books, relevant material and online resources are available in the library for the topics mentioned in the curriculum, 184 i.e. 61.33.00% of students agree for the same, 69 i.e. 23% of student's views are neutral, 4 i.e. 1.33% students disagree and 2 i.e. 0.66% students strongly disagree that adequate books, relevant material and online resources are available in the library for the topics mentioned in the curriculum. The results to Question 8 are presented below in diagram as shown in Fig.8.

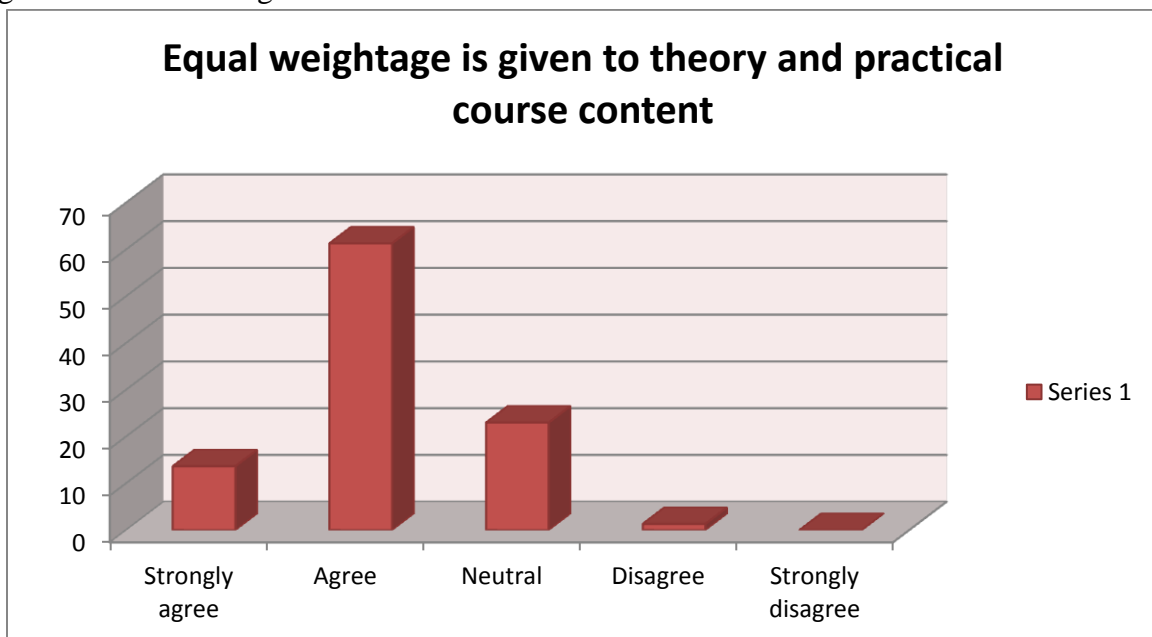


Fig.8. Percentage of responses adequate books, relevant material and online resources are available in the library for the topics mentioned in the curriculum

Weighted Mean Score of Question No. 8 is 3.98 which lies between the Likert range of 3.4 to 4.2 i.e. range for 'Agree'. So, it is clear that adequate books, relevant material and online resources are available in the library for the topics mentioned in the curriculum.

## Conclusion

Following table and diagram present Weighted Mean Score on various questions:

Table 9: Weighted Mean Score of questions

<b>S. No.</b>	<b>Parameters</b>	<b>Weighted Mean Score</b>
1.	The curriculum is up-to-date, need based and relevant to real life situations	<b>4.02</b>
2.	The syllabus is designed to enhance the employability skills of the students	<b>3.95</b>
3.	ICT and various other teaching aids are used extensively to cover the syllabus	<b>4.01</b>
4.	The curriculum enhances the knowledge, skills and competencies of the students	<b>3.98</b>
5.	The whole syllabus is completed in the allotted time period.	<b>4.02</b>
6.	The Electives offered in the curriculum are supportive to the core papers	<b>4.08</b>
7.	Equal weightage is given to theory and practical course content	<b>3.98</b>
8.	Adequate books, relevant material and online resources are available in the library for the topics mentioned in the curriculum	<b>3.98</b>



*Fig.9. Weighted Mean Score*

Table 9 and Fig 9 show that the average of Weighted Mean Score of all questions related to curriculum is 4.00 which lies between Likert range of 3.4 to 4.2, that is, the range for 'Agree', from which it can be concluded that on an average students agree that the curriculum, content and syllabus designed by the University and its future prospects are adequate, updated and relevant to present employment scenario and enhance their knowledge and skills.

# Khalsa College for Women, Amritsar GT Road, Amritsar

## Alumni's Feedback Form (2020-21)

Full name of the Alumni.....  
 Date of birth.....  
 Year of degree obtained.....  
 E-mail ID .....

Present organisation.....

S. No.	Parameters	Strongly Agree	Agree	Neutral	Disagree	Strongly Disagree
1.	The program provided me sufficient theoretical and hands-on skills in the field of specialization					
2.	The curriculum contributed immensely towards your overall improvement.					
3.	The knowledge acquired in course curriculum can be effectively applied at your work place/real life situations					
4.	The program curriculum provided environment for exposure to IT skills.					
5.	I was mentored while I was an on-going student and even after post-qualification.					
6.	The curriculum has inculcated research aptitude in you.					

# Report on Analysis of Alumni Feedback (2020-21)

The feedback from Alumni on design and review of curriculum was obtained through Structured Questionnaire which included 6 questions on various aspects. It aimed for responses on adequateness of courses curriculum, sufficiency of syllabus content in context of current professional standards and the role of curriculum in inculcating research aptitude in the former students. The feedback from alumni feedback is considered as a major resource for the holistic development of an institution.

A five point Likert scale has been used with weights assigned from 1 to 5 to different levels as follows:

**Strongly Disagree**

**Disagree**

**Neutral**

**Agree**

**Strongly Agree**

The Range of each order or level is determined by the following formula:

(Highest point in Likert Scale- Lowest point in Likert Scale)/ Number of Levels Used Therefore,  
Range=  $(5-1)/5=4/5=0.8$

Hence,

Range for 'Strongly Disagree' is **1.0 to 1.8**

Range for 'Disagree' is **1.8 to 2.6**

Range for 'Neutral' is **2.6 to 3.4**

Range for 'Agree' is **3.4 to 4.2**

Range for 'Strongly Agree' is **4.2 to 5.0**

## Data Analysis and Interpretation

Following is the tabular analysis of each question showing number of Alumni responses on five point Likert scale, percentage of Alumni responses, weighted score and weighted mean score of each question.

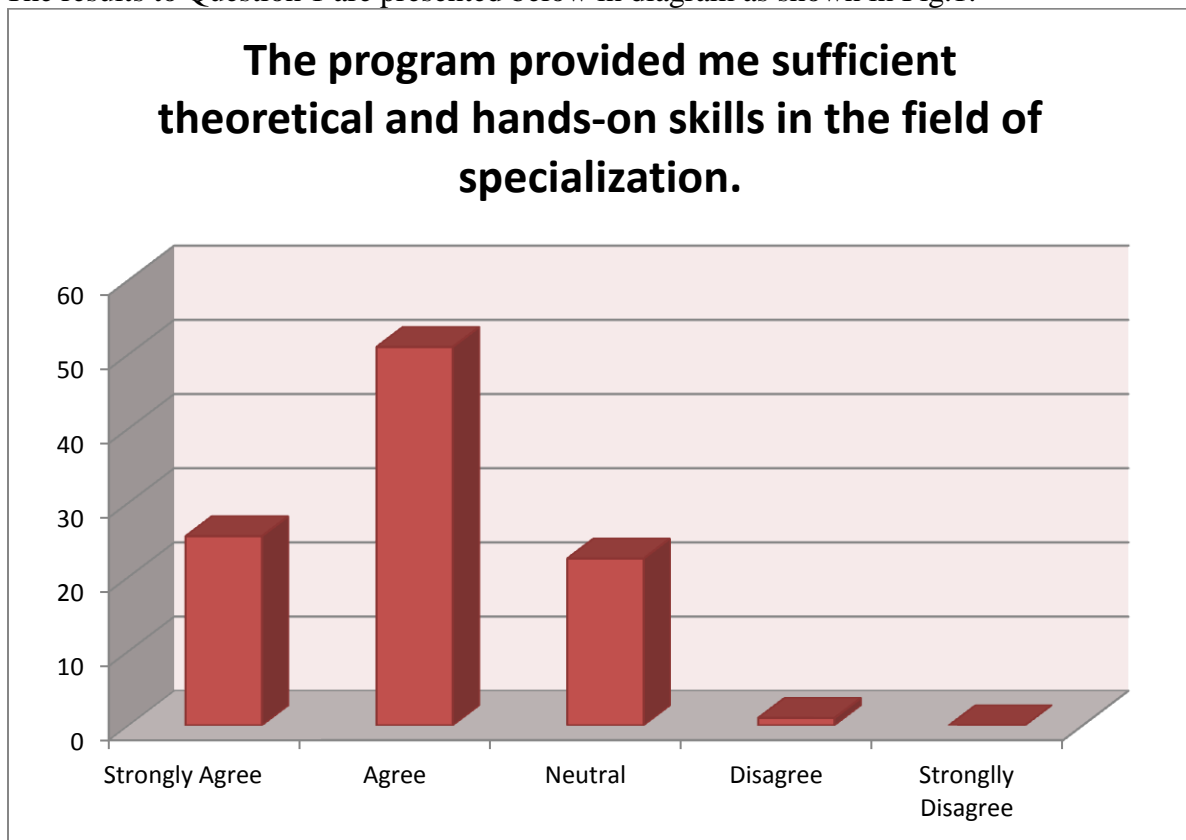
**Question No: (1) The program provided me sufficient theoretical and hands-on skills in the field of specialization.**

Table 1: Responses on the program provided me sufficient theoretical and hands-on skills in the field of specialization

Responses	Strongly Agree 5	Agree 4	Neutral 3	Disagree 2	Strongly Disagree 1	Total
Number of Alumni	51	102	45	2	0	200
Percentage	25.50	51.00	22.50	1.00	0	100.00
Weighted Score	255	408	135	4	0	802
<b>Weighted Mean Score</b>						<b>4.01</b>

Table 1 shows that out of 200 Alumni surveyed, 51 i.e. 25.50% of Alumni strongly agree that the program provided me sufficient theoretical and hands-on skills in the field of specialization, 102 i.e. 51.00% of Alumni agree for the same, 45 i.e. 22.50% of Alumni' views are neutral, 2 i.e. 1% of Alumni disagree and none of Alumni strongly disagree that the program provided me sufficient theoretical and hands-on skills in the field of specialization

The results to Question 1 are presented below in diagram as shown in Fig.1.



*Fig.1. Percentage of responses on the program provided me sufficient theoretical and hands-on skills in the field of specialization*

Here, it is also observed that Weighted Mean Score of Question No. 1 is 4.01 which lies between the Likert range of 3.4 to 4.2 i.e. range for 'Agree'. So, it can be concluded that there is agreement among Alumni that the program provided me sufficient theoretical and hands-on



skills in the field of specialization

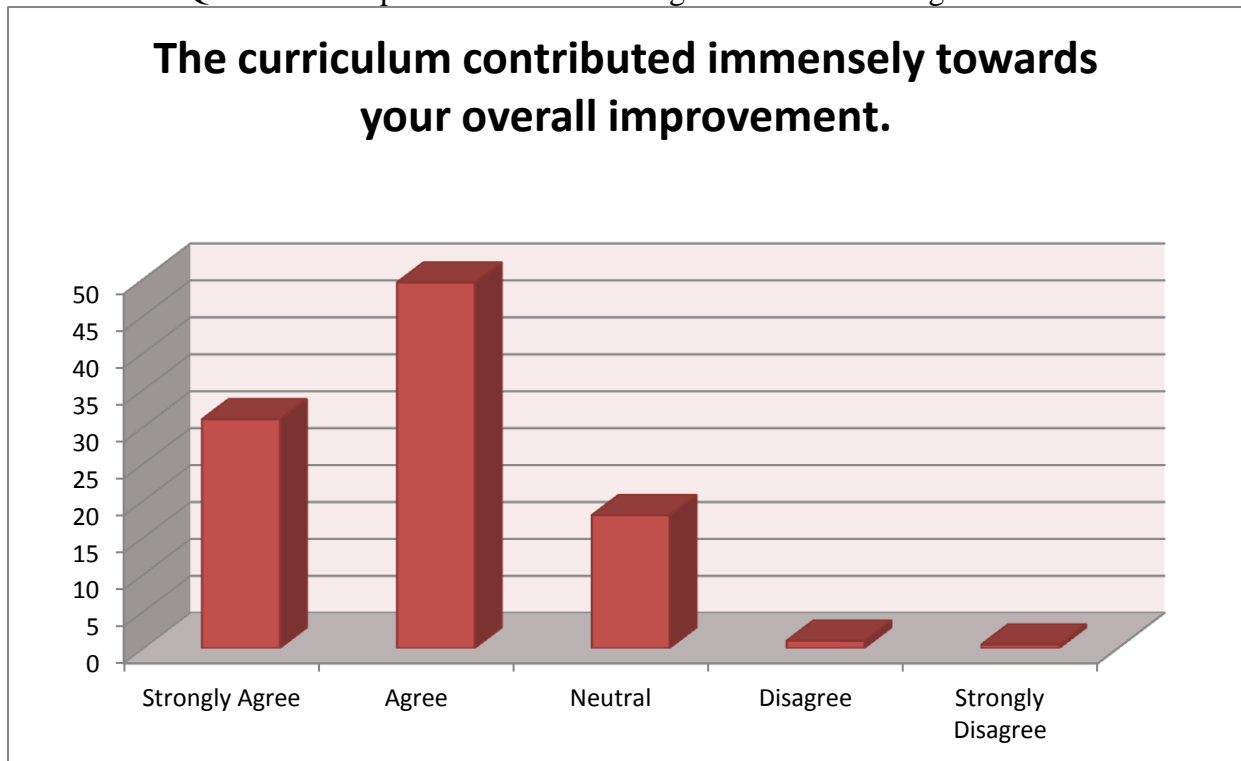
**Question No :(2) The curriculum contributed immensely towards your overall improvement.**

Table 2: Responses on the curriculum contributed immensely towards your overall improvement.

Responses	Strongly Agree	Agree	Neutral	Disagree	Strongly Disagree	Total
Number of Alumni	62	99	36	2	1	200
Percentage	31.00	49.50	18.00	1.00	0.50	100.00
Weighted Score	310	396	108	4	1	819
Weighted Mean Score						4.09

Table 2 shows that out of 200 alumni surveyed, 62 i.e. 31.00% of alumni strongly agree that the curriculum contributed immensely towards your overall improvement, 99 i.e. 49.50% of alumni agree for the same, 36 i.e. 18.00% of alumni' views are neutral, 2 i.e.1.00% of alumni disagree and 1 i.e. .50% of alumni strongly disagree the curriculum contributed immensely towards your overall improvement

The results to Question 2 are presented below in diagram as shown in Fig.2.



*Fig.2. Percentage of responses the curriculum contributed immensely towards your overall improvement*

Weighted Mean Score of Question No. 2 is 4.09 which fall in the Likert range of ‘Agree’ and hence it can be concluded that the Alumni agree that curriculum is covered effectively in the allotted time period

**Question No: (3) The knowledge acquired in course curriculum can be effectively applied at your work place/real life situations**

Table 3: Responses on the knowledge acquired in course curriculum can be effectively applied at your work place/real life situations.

Responses	Strongly Agree 5	Agree 4	Neutral 3	Disagree 2	Strongly Disagree 1	Total
Number of Alumni	49	97	48	4	2	200
Percentage	24.50	48.50	24.00	2.00	1.00	100.00
Weighted Score	245	388	144	8	2	787
<b>Weighted Mean Score</b>						<b>3.93</b>

Table 3 shows that out of 300 alumni surveyed, 49 i.e. 24.50% of alumni strongly agree the knowledge acquired in course curriculum can be effectively applied at your work place/real life situations., 97 i.e. 48.50% of alumni agree for the same, 48 i.e. 24.00% of alumni views are neutral, 4 i.e. 2.00% of alumni disagree and 2 i.e. 1.00% of alumni strongly disagree that the knowledge acquired in course curriculum can be effectively applied at your work place/real life situations.

The results to Question 3 are presented below in diagram as shown in Fig.3.

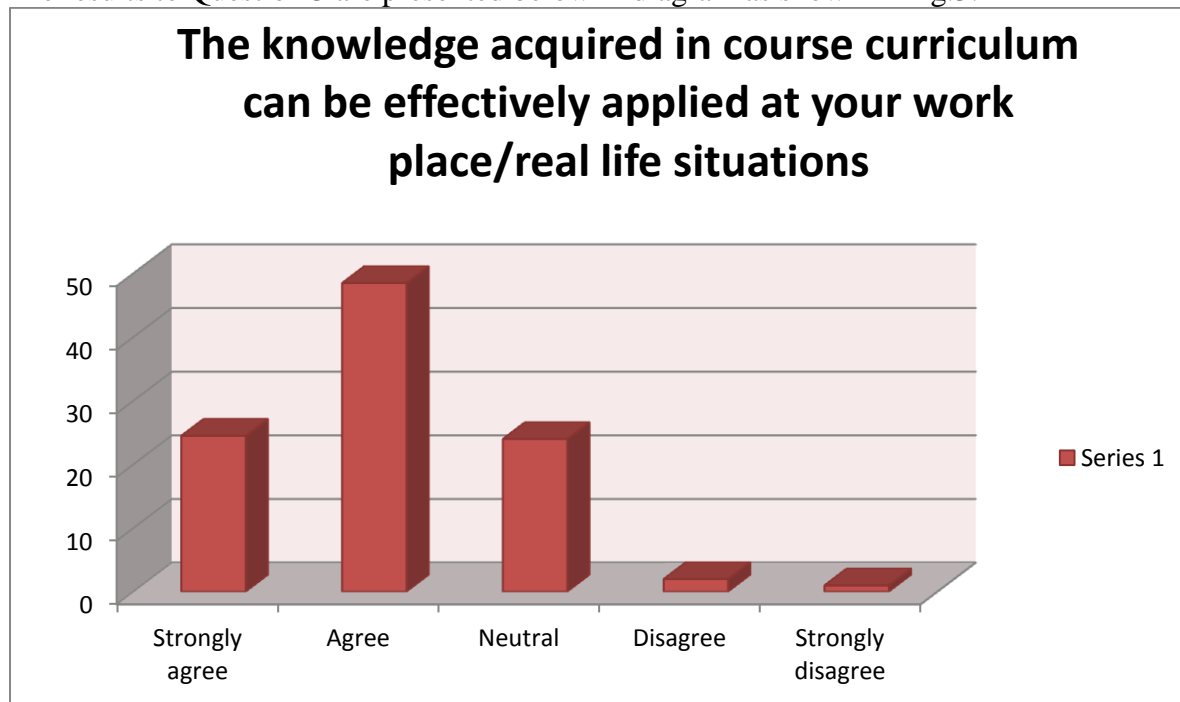


Fig.3. Percentage of responses the knowledge acquired in course curriculum can be effectively applied at your work place/real life situations.

Weighted Mean Score of Question No. 3 is 3.93 which lies between the Likert range of 3.4 to 4.2 i.e. range for 'Agree'. So, it is clear that the knowledge acquired in course curriculum can be effectively applied at your work place/real life situations.

**Question No: (4) The program curriculum provided environment for exposure to IT skills.**

Table 4: Responses on the program curriculum provided environment for exposure to IT skills.

Responses	Strongly Agree 5	Agree 4	Neutral 3	Disagree 2	Strongly Disagree 1	Total
Number of Alumni	49	101	47	2	1	200
Percentage	24.50	50.50	23.50	1.00	0.50	100.00
Weighted Score	245	404	141	4	1	795
<b>Weighted Mean Score</b>						<b>3.97</b>

Table 4 shows that out of 200 alumni surveyed, 49 i.e. 24.50% of alumni strongly agree that the program curriculum provided environment for exposure to it skills, 101 i.e. 50.50% of alumni agree for the same, 47 i.e. 23.50% of alumni' views are neutral, 2 i.e. 1.00% of alumni disagree and 1 i.e. 0.50% of alumni strongly disagree that the program curriculum provided environment for exposure to it skills.

The results to Question 4 are presented below in diagram as shown in Fig.4.

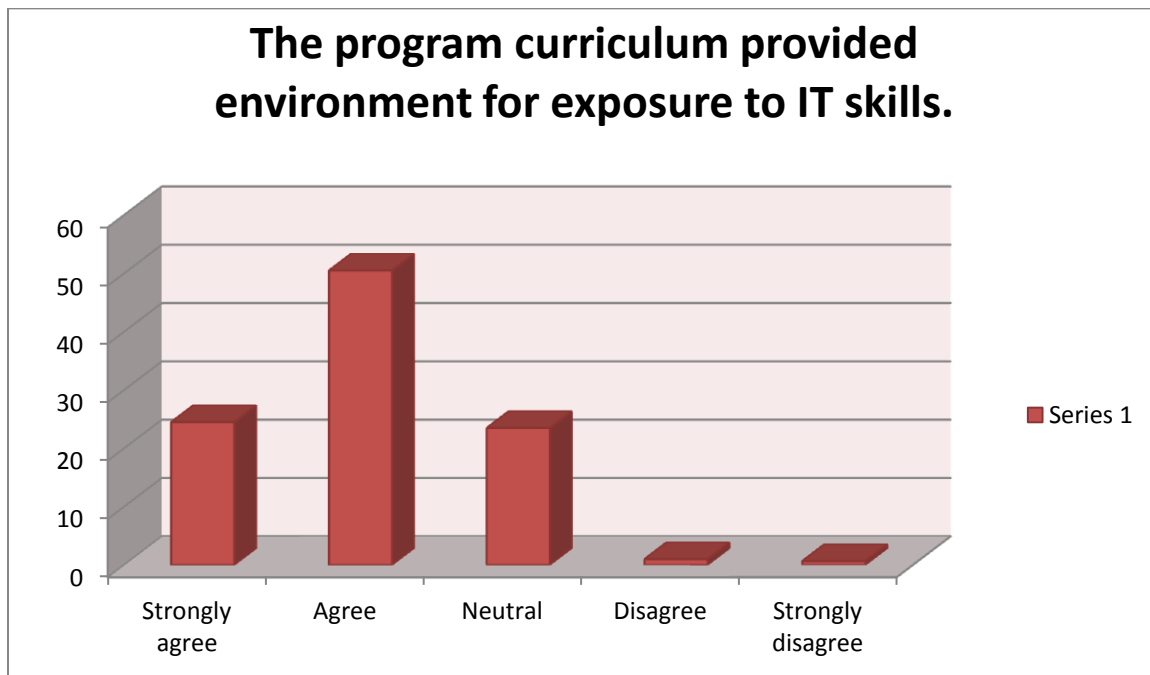


Fig.4. Percentage of responses program curriculum provided environment for exposure to IT skills.

Weighted Mean Score of Question No. 4 is 3.97 which lies between the Likert range of 3.4 to 4.2 i.e. range for ‘Agree’. So, it is clear that program curriculum provided environment for exposure to IT skills.

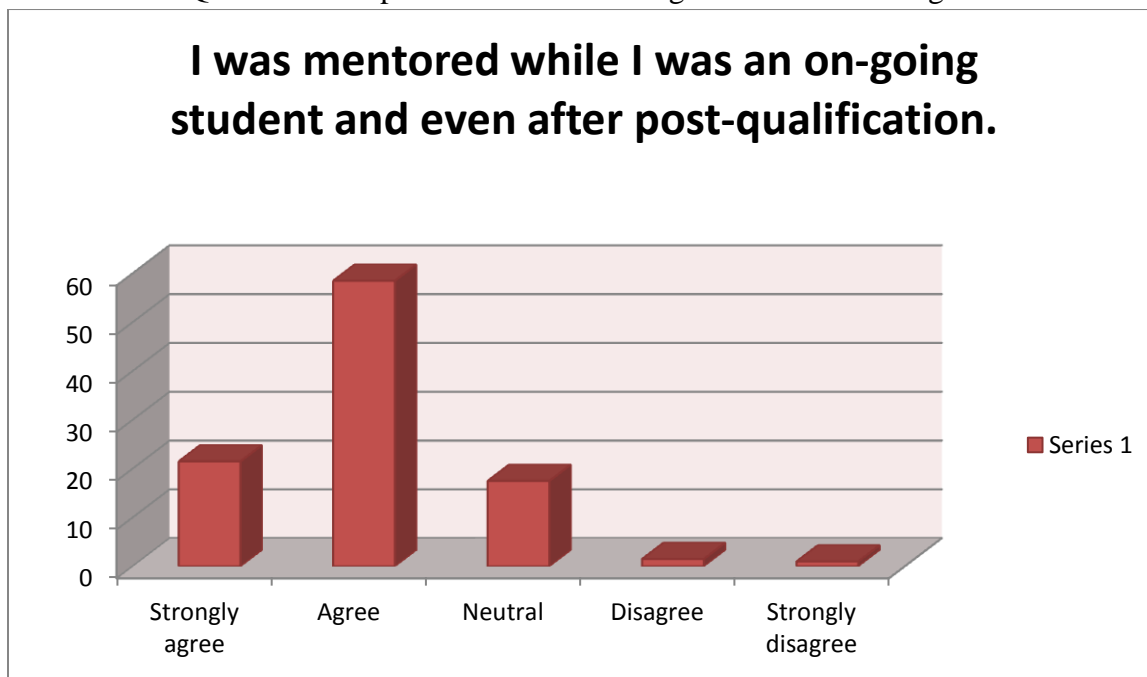
**Question No: (5) I was mentored while I was an on-going student and even after post-qualification.**

Table 5: Responses on I was mentored while I was an on-going student and even after post-qualification

Responses	Strongly Agree 5	Agree 4	Neutral 3	Disagree 2	Strongly Disagree 1	Total
Number of Alumni	43	117	35	3	2	200
Percentage	21.50	58.50	17.50	1.50	1.00	100
Weighted Score	215	468	115	6	2	806
Weighted Mean Score						<b>4.03</b>

Table 5 shows that out of 200 alumni surveyed, 43 i.e. 21.50% of alumni strongly agree that they were mentored while they were on-going student and even after post-qualification, 117 i.e. 58.50% of alumni agree for the same, 35 i.e. 17.50% of alumni’ views are neutral, 3 i.e. 1.50% of alumni disagree and 2 i.e. 1.00% of the alumni strongly disagree they were mentored they were on-going student and even after post-qualification.

The results to Question 5 are presented below in diagram as shown in Fig.5.



*Fig.5. Percentage of responses on I was mentored while I was an on-going student and even after post-qualification*

Weighted Mean Score of Question No. 5 is 4.03 which lies between the Likert range of 3.4 to 4.2 i.e. range for ‘Agree’. So, it is clear that alumni were mentored while they were on-going student and even after post-qualification.

**Question No: (6) The curriculum has inculcated research aptitude in you.**

Table 6: Responses on the curriculum has inculcated research aptitude in you.

Responses	Strongly Agree 5	Agree 4	Neutral 3	Disagree 2	Strongly Disagree 1	Total
Number of Alumni	41	116	35	4	4	200
Percentage	20.50	58.00	17.50	2.00	2.00	100
Weighted Score	205	464	105	8	4	786
Weighted Mean Score						<b>3.93</b>

Table 6 shows that out of 200 alumni surveyed, 41 i.e. 20.50% of alumni strongly agree that the curriculum has inculcated research aptitude in them, 116 i.e. 58.00% of alumni agree for the same, 35 i.e. 17.50% of alumni’ views are neutral, 4 i.e. 2.00% disagree and 4 i.e. 2.00% of the alumni strongly disagree that the curriculum has inculcated research aptitude in them.

The results to Question 6 are presented below in diagram as shown in Fig.6.

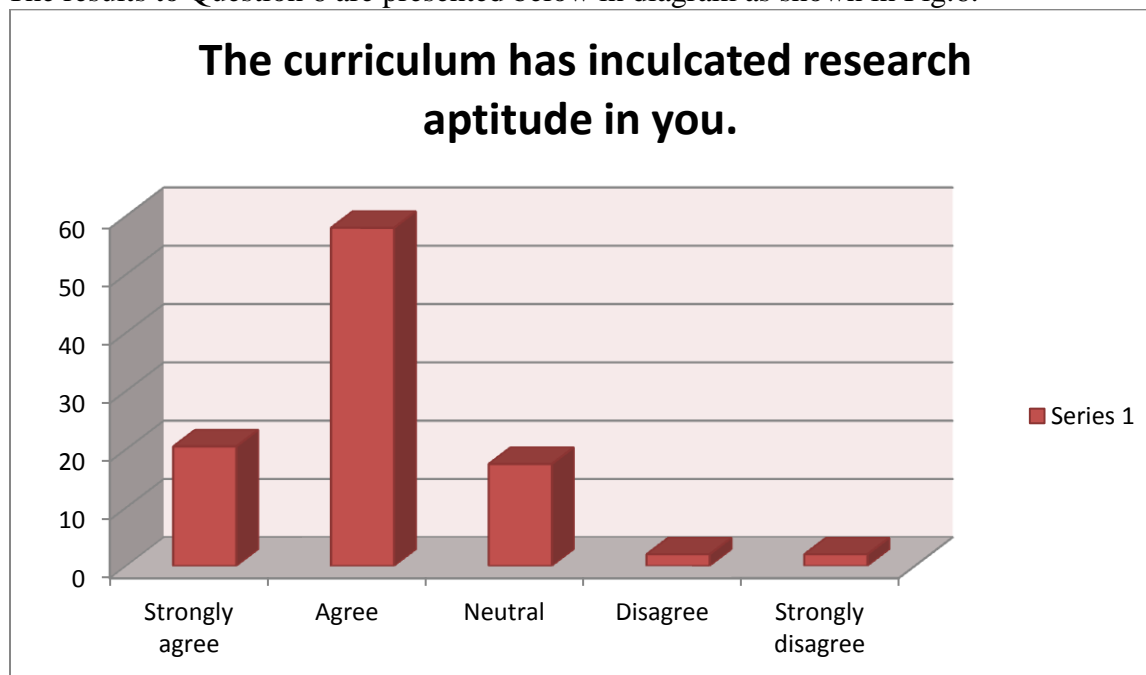


Fig.6. Percentage of responses on the curriculum has inculcated research aptitude in you

Weighted Mean Score of Question No. 6 is 3.93 which lies between the Likert range of 3.4 to 4.2 i.e. range for 'Agree'. So, it is clear the curriculum has inculcated research aptitude in the alumni.

## Conclusion

Following table and diagram present Weighted Mean Score on various questions:

Table 7: Weighted Mean Score of questions

S. No.	Parameters	Weighted Mean Score
1.	The program provided me sufficient theoretical and hands-on skills in the field of specialization	4.01
2.	The curriculum contributed immensely towards your overall improvement.	4.09
3.	The knowledge acquired in course curriculum can be effectively applied at your work place/real life situations	3.93
4.	The program curriculum provided environment for exposure to IT skills.	3.97
5.	I was mentored while I was an on-going student and even after post-qualification.	4.03
6.	The curriculum has inculcated research aptitude in you.	3.93

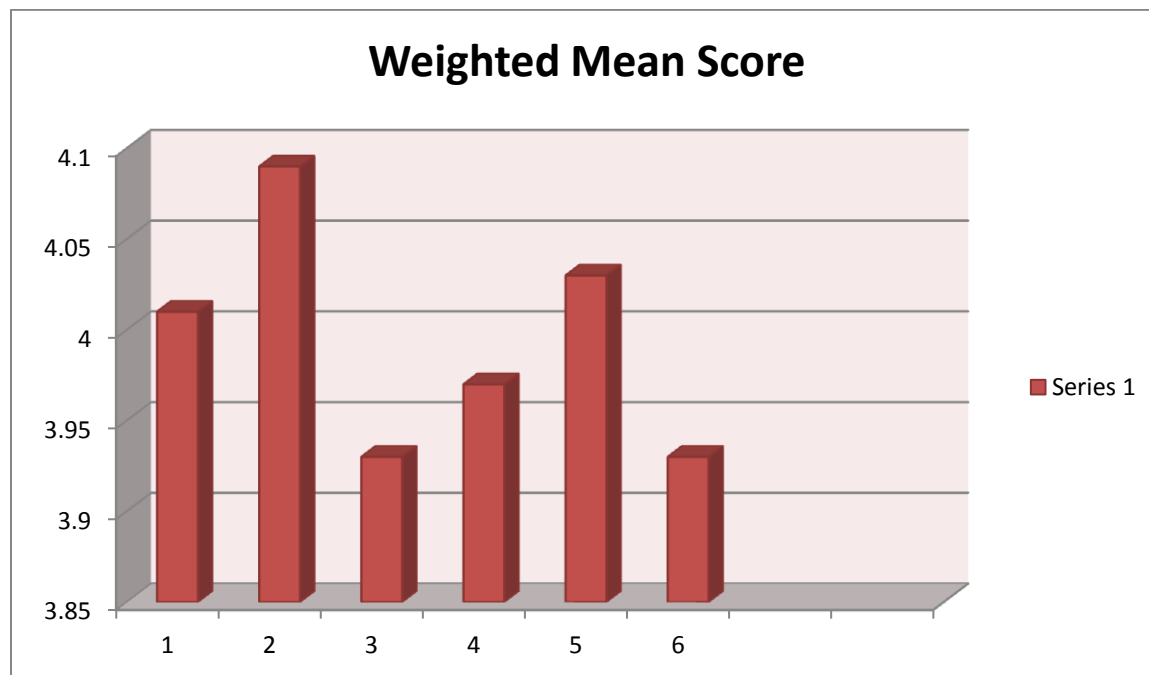


Fig.7. Weighted Mean Score

Table 7 and Fig 7 show that the average of Weighted Mean Score of all questions related to curriculum is 3.99 which lies between Likert range of 3.4 to 4.2, that is, the range for 'Agree', from which it can be concluded that on an average the majority of the alumni are happy with the curriculum. During the alumni meet they admitted that they are proud to be a part of this institution and they agreed that they would recommend their friends and relatives to enroll in this institution.

# Khalsa College for Women, Amritsar GT Road, Amritsar

## Faculty's Feedback Form (2020-21)

Faculty Name.....  
 Designation and Department .....  
 Address and Mobile no.....  
 Working at KCW since.....

S. No.	Parameters	Strongly Agree	Agree	Neutral	Disagree	Strongly Disagree
1.	The curriculum helps to gain both theoretical and practical Knowledge.					
2.	The curriculum is covered effectively in the allotted time period.					
3.	The syllabus is adequate to link the gap between academia and industry/employers in the current global scenario.					
4.	The course content is evenly distributed in all the units.					
5.	Recent advancements are frequently upgraded and added in the curriculum.					
6.	The syllabus is structured to explicate your teaching goals and learning outcome.					
7.	Adequate books and reference material are available for the topics mentioned in the curriculum in the college library.					



# Report on Analysis of Faculty Feedback (2020-21)

The feedback from faculty on design and review of curriculum was obtained through Structured Questionnaire which included 7 questions on various aspects. The feedbacks were collected and collated in the institute level and important suggestions / comments / remarks given by the faculty members are considered for enhancing the curriculum, syllabi and other services offered in the Institute.

A five point Likert scale has been used with weights assigned from 1 to 5 to different levels as follows:

**Strongly Disagree**

**Disagree**

**Neutral**

**Agree**

**Strongly Agree**

The Range of each order or level is determined by the following formula:

(Highest point in Likert Scale- Lowest point in Likert Scale)/ Number of Levels Used

Therefore, Range= (5-1)/5=4/5=0.8

Hence,

Range for 'Strongly Disagree' is **1.0 to 1.8**

Range for 'Disagree' is **1.8 to 2.6**

Range for 'Neutral' is **2.6 to 3.4**

Range for 'Agree' is **3.4 to 4.2**

Range for 'Strongly Agree' is **4.2 to 5.0**

## Data Analysis and Interpretation

Following is the tabular analysis of each question showing number of faculty' responses on five point Likert scale, percentage of faculty' responses, weighted score and weighted mean score of each question.

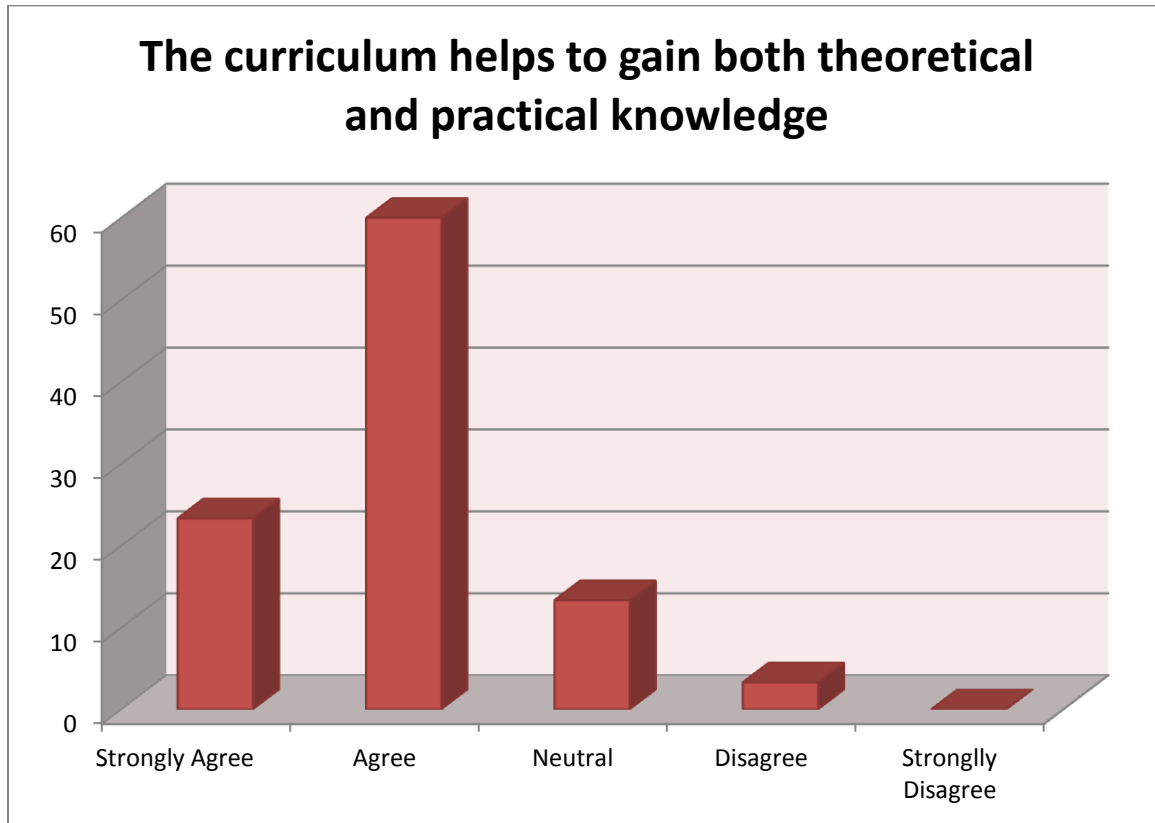
### Question No: (1) The curriculum helps to gain both theoretical and practical Knowledge

Table 1: Responses on the curriculum helps to gain both theoretical and practical knowledge

Responses	Strongly Agree 5	Agree 4	Neutral 3	Disagree 2	Strongly Disagree 1	Total
Number of Faculty	7	18	4	1	0	30
Percentage	23.33	60.00	13.33	3.30	0	100.00
Weighted Score	35	72	12	2	0	121
<b>Weighted Mean Score</b>						<b>4.03</b>

Table 1 shows that out of 30 faculty surveyed, 7 i.e. 23.33% of faculty strongly agree that the curriculum helps to gain both theoretical and practical knowledge, 18 i.e. 60.00% of faculty agree for the same, 4 i.e. 13.33% of faculty' views are neutral, 1 i.e. 3.30 % of faculty disagree and none of faculty strongly disagree that the curriculum helps to gain both theoretical and practical knowledge.

The results to Question 1 are presented below in diagram as shown in Fig.1.



*Fig.1. Percentage of responses on the curriculum helps to gain both theoretical and practical knowledge*

Here, it is also observed that Weighted Mean Score of Question No. 1 is 4.03 which lies between the Likert range of 3.4 to 4.2 i.e. range for 'Agree'. So, it can be concluded that there is agreement among faculty that curriculum helps to gain both theoretical and practical knowledge

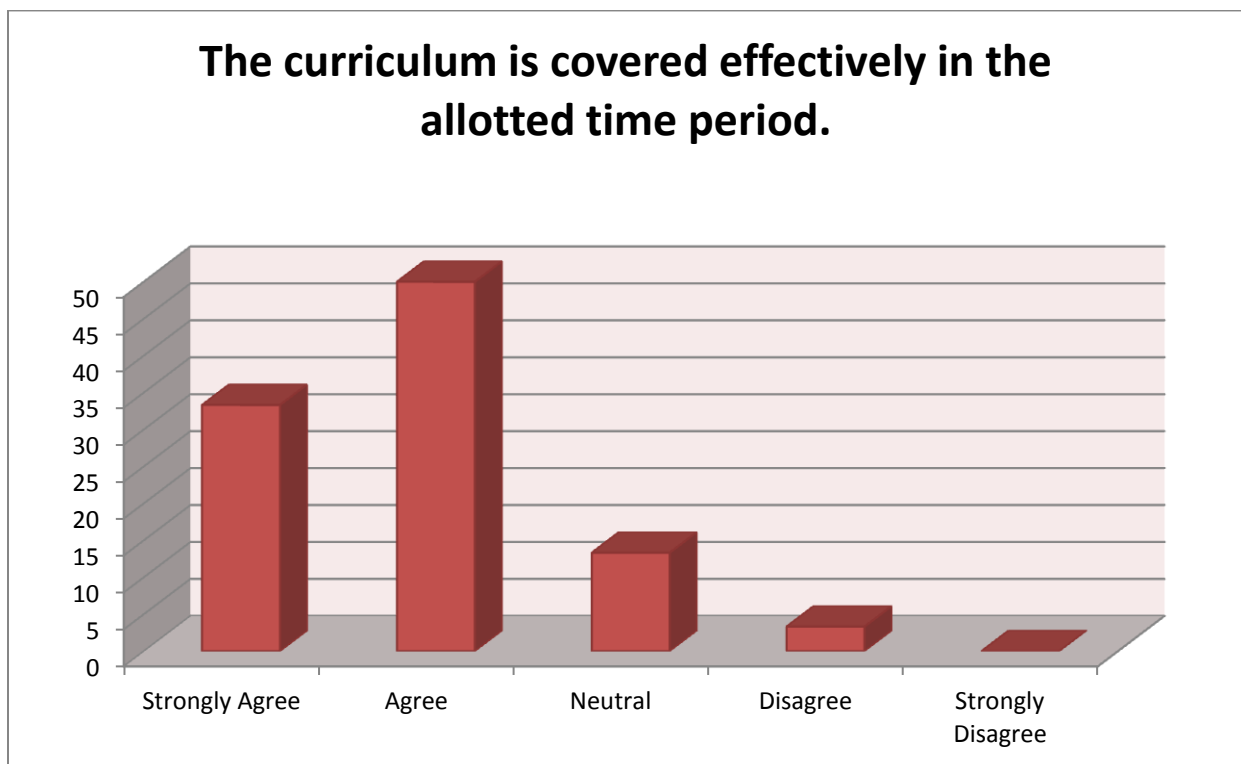
**Question No :(2) The curriculum is covered effectively in the allotted time period.**

Table 2: Responses on the curriculum is covered effectively in the allotted time period.

Responses	Strongly Agree	Agree	Neutral	Disagree	Strongly Disagree	Total
	5	4	3	2	1	
Number of Faculty	10	15	4	1	0	30
Percentage	33.33	50.00	13.33	3.33	0	100.00
Weighted Score	50	60	12	2	0	124
<b>Weighted Mean Score</b>						<b>4.13</b>

Table 2 shows that out of 30 faculty surveyed, 10 i.e. 33.33% of faculty strongly agree that, the curriculum is covered effectively in the allotted time period, 15 i.e. 50.00% of faculty agree for the same, 4 i.e. 13.33% of faculty' views are neutral, 1 i.e.3.33% of faculty disagree and none of faculty strongly disagree the curriculum is covered effectively in the allotted time period.

The results to Question 2 are presented below in diagram as shown in Fig.2.



*Fig.2. Percentage of responses on curriculum is covered effectively in the allotted time period*

Weighted Mean Score of Question No. 2 is 4.13 which fall in the Likert range of 'Agree' and hence it can be concluded that the faculty agree that curriculum is covered effectively in the allotted time period

**Question No: (3) The syllabus is adequate to link the gap between academia and industry/employers in the current global scenario.**

Table 3: Responses on the syllabus is adequate to link the gap between academia and industry/employers in the current global scenario.

Responses	Strongly Agree 5	Agree 4	Neutral 3	Disagree 2	Strongly Disagree 1	Total
Number of Faculty	6	14	8	2	0	30
Percentage	20.00	46.66	26.66	6.66	0	100.00
Weighted Score	30	56	24	4	0	114
<b>Weighted Mean Score</b>						<b>3.80</b>

Table 3 shows that out of 30 faculty surveyed, 6 i.e. 20.00% of faculty strongly agree that the syllabus is adequate to link the gap between academia and industry/employers in the current global scenario, 14 i.e. 46.66% of faculty agree for the same, 8 i.e. 26.66% of faculty' views are neutral, 2 i.e. 6.663% of faculty disagree and none of faculty strongly disagree that the syllabus is adequate to link the gap between academia and industry/employers in the current global scenario.

The results to Question 3 are presented below in diagram as shown in Fig.3.

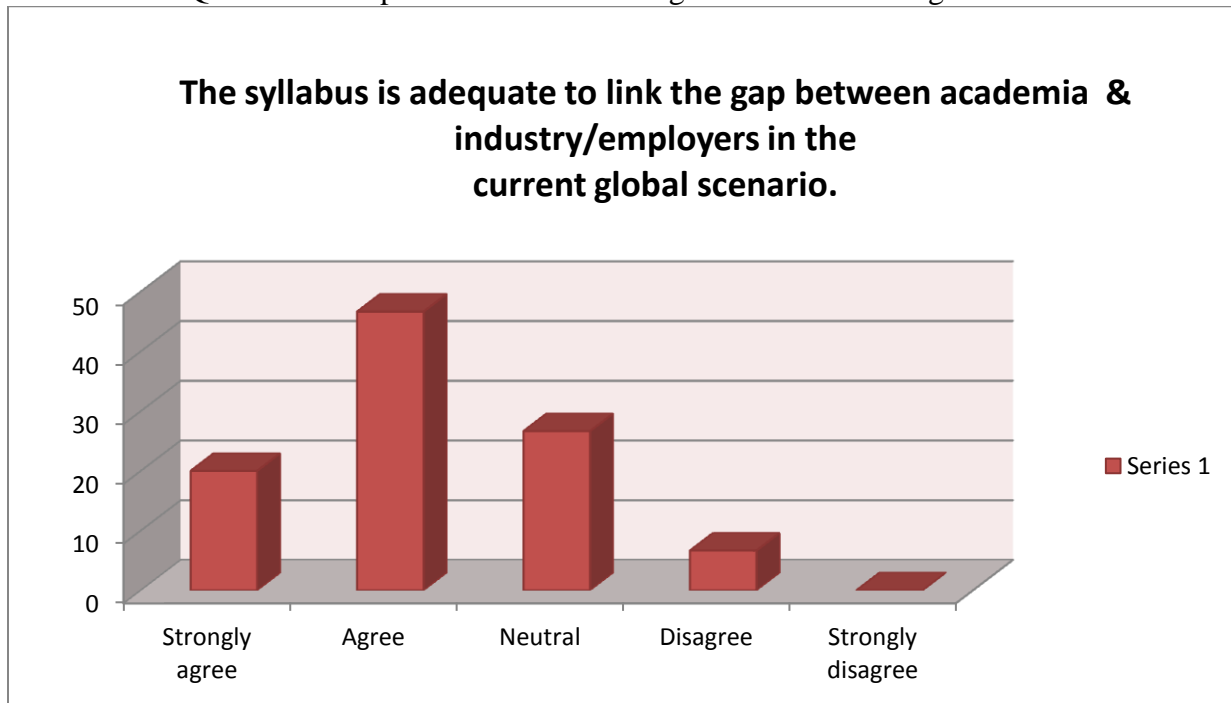


Fig.3. Percentage of responses on the syllabus is adequate to link the gap between academia and industry/employers in the current global scenario

Weighted Mean Score of Question No. 3 is 3.80 which lies between the Likert range of 3.4 to 4.2

i.e. range for ‘Agree’. So, it is clear that the syllabus is adequate to link the gap between academia and industry/employers in the current global scenario.

**Question No: (4) The course content is evenly distributed in all the units**

Table 4: Responses on the course content is evenly distributed in all the units

Responses	Strongly Agree 5	Agree 4	Neutral 3	Disagree 2	Strongly Disagree 1	Total
Number of Faculty	7	13	9	1	0	30
Percentage	23.33	43.33	30.00	3.33	0	100.00
Weighted Score	35	52	27	2	0	116
<b>Weighted Mean Score</b>						<b>3.86</b>

Table 4 shows that out of 30 faculty surveyed, 7 i.e. 23.33% of faculty strongly agree that the course content is evenly distributed in all the units, 13 i.e.43.33% of faculty agree for the same, 9 i.e. 30.00% of faculty’ views are neutral, 1 i.e.3.33% of faculty disagree and None of faculty strongly disagree that the course content is evenly distributed in all the units.

The results to Question 4 are presented below in diagram as shown in Fig.4.

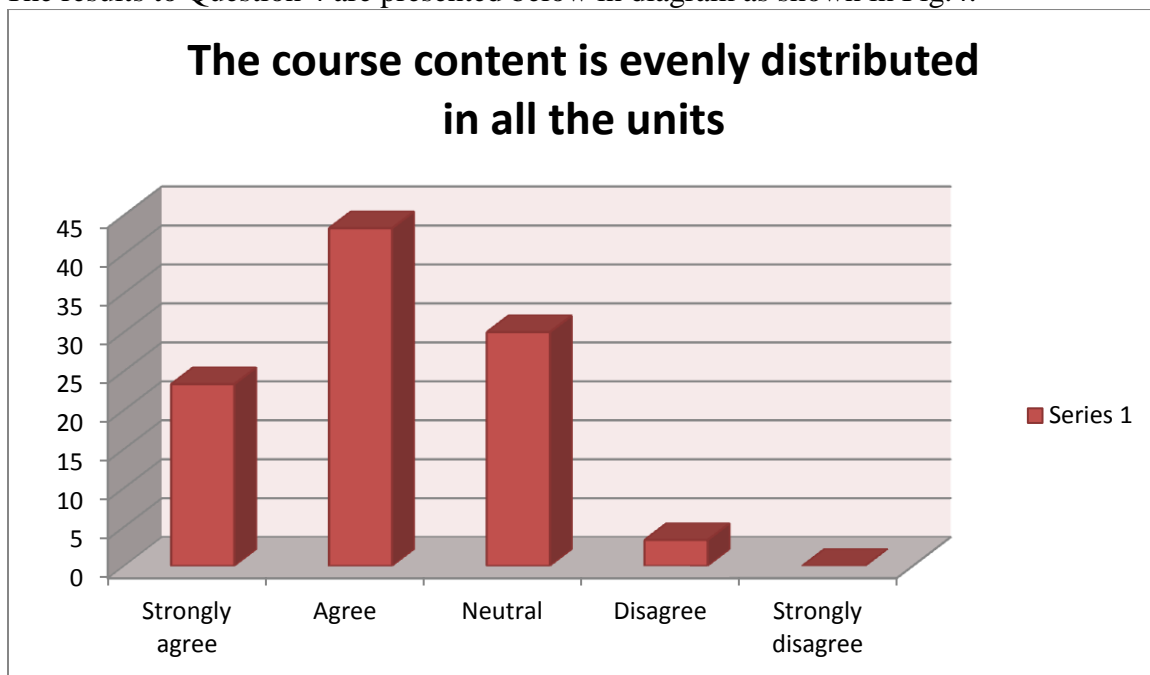


Fig.4. Percentage of responses on the course content is evenly distributed in all the units

Weighted Mean Score of Question No. 4 is 3.86 which lies between the Likert range of 3.4 to 4.2 i.e. range for ‘Agree’. So, it is clear that the course content is evenly distributed in all the units.

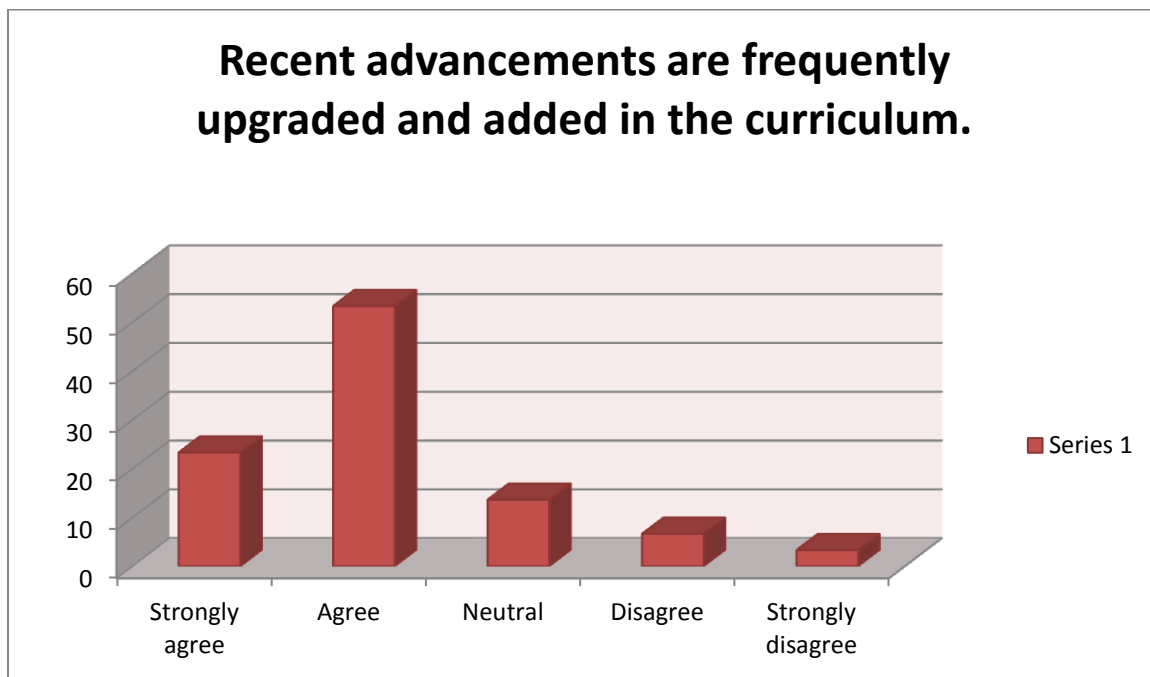
**Question No: (5) Recent advancements are frequently upgraded and added in the curriculum.**

Table 5: Responses on the recent advancements are frequently upgraded and added in the curriculum.

Responses	Strongly Agree 5	Agree 4	Neutral 3	Disagree 2	Strongly Disagree 1	Total
Number of Faculty	7	17	4	1	1	30
Percentage	23.33	53.33	13.33	6.66	3.33	100
Weighted Score	35	68	12	2	1	118
Weighted Mean Score						<b>3.93</b>

Table 5 shows that out of 30 faculty surveyed, 7 i.e. 23.33% of faculty strongly agree that the recent advancements are frequently upgraded and added in the curriculum, 17 i.e. 53.33% of faculty agree for the same, 4 i.e. 13.33% of faculty' views are neutral, 1 i.e. 6.66% of faculty disagree and 1 i.e. 3.33% of the faculty strongly disagree that the recent advancements are frequently upgraded and added in the curriculum.

The results to Question 5 are presented below in diagram as shown in Fig.5.



*Fig.5. Percentage of responses on the recent advancements are frequently upgraded and added in the curriculum.*

Weighted Mean Score of Question No. 5 is 3.93 which lies between the Likert range of 3.4 to 4.2 i.e. range for 'Agree'. So, it is clear that the recent advancements are frequently upgraded and added in the curriculum.

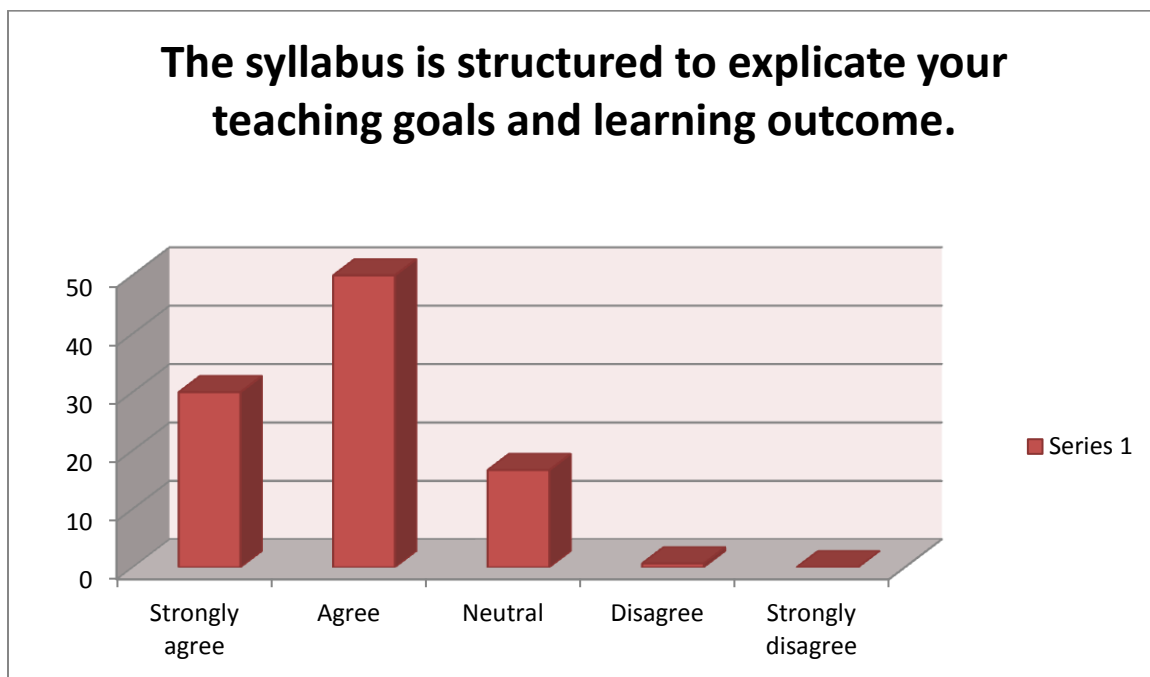
**Question No: (6) The syllabus is structured to explicate your teaching goals and learning outcome.**

Table 6: Responses on the syllabus is structured to explicate your teaching goals and learning outcome.

Responses	Strongly Agree 5	Agree 4	Neutral 3	Disagree 2	Strongly Disagree 1	Total
Number of Faculty	9	15	5	1	0	30
Percentage	30.00	50.00	16.66	3.33	0	100
Weighted Score	45	60	15	2	0	122
<b>Weighted Mean Score</b>						<b>4.06</b>

Table 6 shows that out of 30 faculty surveyed, 9 i.e. 30.00% of faculty strongly agree that the syllabus is structured to explicate your teaching goals and learning outcome, 15 i.e. 50.00% of faculty agree for the same, 5 i.e. 16.66% of faculty' views are neutral, 1 i.e. 3.33% disagree and none of the faculty strongly disagree that the syllabus is structured to explicate your teaching goals and learning outcome.

The results to Question 6 are presented below in diagram as shown in Fig.6.



*Fig.6. Percentage of responses on the syllabus is structured to explicate your teaching goals and learning outcome.*

Weighted Mean Score of Question No. 6 is 4.06 which lies between the Likert range of 3.4 to 4.2 i.e. range for 'Agree'. So, it is clear the syllabus is structured to explicate your teaching goals and learning outcome.

**Question No: (7)** Adequate books and reference material are available for the topics mentioned in the curriculum in the college library.

Table 7: Responses on adequate books and reference material are available for the topics mentioned in the curriculum in the college library.

Responses	Strongly Agree 5	Agree 4	Neutral 3	Disagree 2	Strongly Disagree 1	Total
Number of Faculty	6	16	7	1	0	30
Percentage	20.00	53.33	23.33	3.33	0	100.00
Weighted Score	30	64	21	2	0	117
<b>Weighted Mean Score</b>						<b>3.90</b>

Table 7 shows that out of 30 faculty surveyed, 6 i.e. 20.00% of faculty strongly agree that adequate books and reference material are available for the topics mentioned in the curriculum in the college library, 16 i.e. 53.33% of faculty agree for the same, 7 i.e. 23.33% of student's views are neutral, 1 i.e. 3.33% faculty disagree and none of the faculty strongly disagree that adequate books and reference material are available for the topics mentioned in the curriculum in the college library

The results to Question 7 are presented below in diagram as shown in Fig.7.

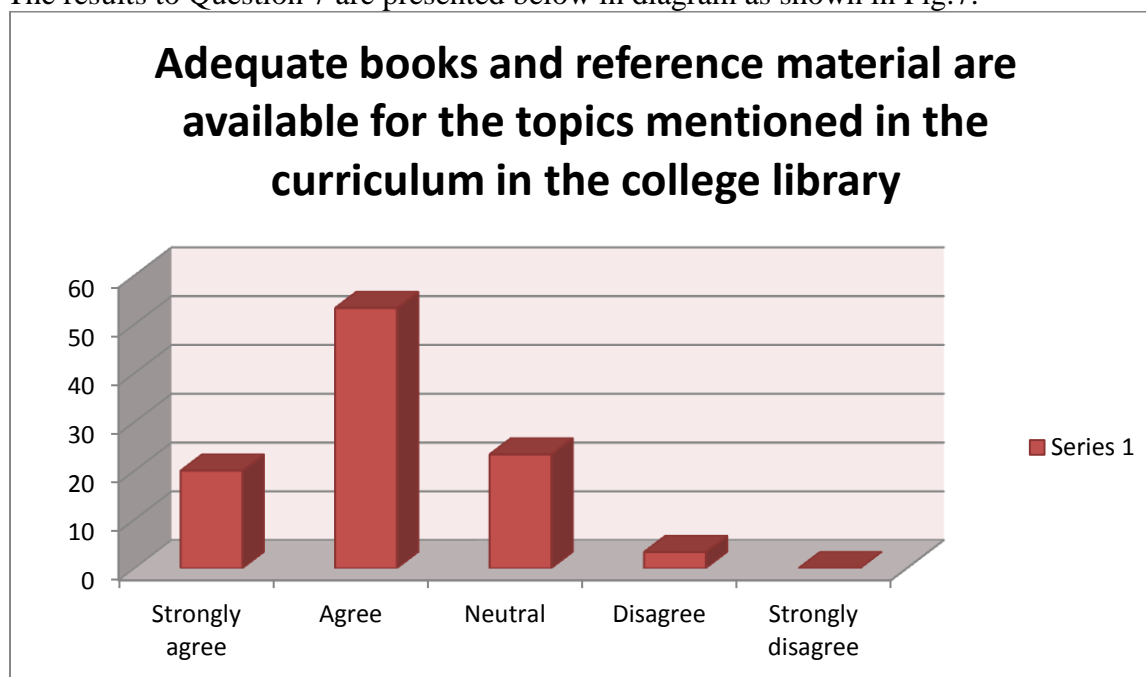


Fig.7. Percentage of responses on equal weightage is given to theory and practical course content



Weighted Mean Score of Question No. 7 is 3.90 which lies between the Likert range of 3.4 to 4.2 i.e. range for 'Agree'. So, it is clear that adequate books and reference material are available for the topics mentioned in the curriculum in the college library

## **Conclusion**

Following table and diagram present Weighted Mean Score on various questions:

Table 8: Weighted Mean Score of questions

<b>S. No.</b>	<b>Parameters</b>	<b>Weighted Mean Score</b>
<b>1.</b>	<b>The curriculum helps to gain both theoretical and practical Knowledge.</b>	<b>4.03</b>
<b>2.</b>	<b>The curriculum is covered effectively in the allotted time period.</b>	<b>4.13</b>
<b>3.</b>	<b>The syllabus is adequate to link the gap between academia and industry/employers in the current global scenario.</b>	<b>3.80</b>
<b>4.</b>	<b>The course content is evenly distributed in all the units.</b>	<b>3.86</b>
<b>5.</b>	<b>Recent advancements are frequently upgraded and added in the curriculum.</b>	<b>3.93</b>
<b>6.</b>	<b>The syllabus is structured to explicate your teaching goals and learning outcome.</b>	<b>4.06</b>
<b>7.</b>	<b>Adequate books and reference material are available for the topics mentioned in the curriculum in the college library.</b>	<b>3.90</b>



*Fig.8. Weighted Mean Score*

Table 8 and Fig 8 show that the average of Weighted Mean Score of all questions related to curriculum is 4.00 which lies between Likert range of 3.4 to 4.2, that is, the range for ‘Agree’, from which it can be concluded that on an average faculty member agree that the curriculum, content and syllabus designed by the University and its future prospects are adequate, updated and Recent advancements are frequently upgraded and added in the curriculum. The syllabus is structured to explicate your teaching goals and learning outcome.

**Khalsa College for Women, Amritsar**  
**GT Road, Amritsar**

**Employer Feedback Form (2020-21)**

Name.....  
Designation.....  
Company/Business.....  
Address and Mobile no.....

S. No.	Parameters	Strongly Agree	Agree	Neutral	Disagree	Strongly Disagree
1.	The design of the curriculum is appropriate to cover all the relevant topics required to meet industry standards.					
2.	The syllabus is adequate to develop the soft skills required to link the gap between academia and industry/employers in the current global scenario.					
3.	The curriculum enhances the ability to access, evaluate and synthesize information					
4.	The curriculum enhances technical skills of college students.					
5.	The curriculum focuses on ability to solve work place problems					
6.	The curriculum promotes the use of workplace equipment					

**Khalsa College for Women, Amritsar**  
**GT Road, Amritsar**

**Employer Feedback Form (2020-21)**

Name.....  
Designation.....  
Company/Business.....  
Address and Mobile no.....

S. No.	Parameters	Strongly Agree	Agree	Neutral	Disagree	Strongly Disagree
1.	The design of the curriculum is appropriate to cover all the relevant topics required to meet industry standards.					
2.	The syllabus is adequate to develop the soft skills required to link the gap between academia and industry/employers in the current global scenario.					
3.	The curriculum enhances the ability to access, evaluate and synthesize information					
4.	The curriculum enhances technical skills of college students.					
5.	The curriculum focuses on ability to solve work place problems					
6.	The curriculum promotes the use of workplace equipment					