

# Report on Analysis of Faculty Feedback (2020-21)

The feedback from faculty on design and review of curriculum was obtained through Structured Questionnaire which included 7 questions on various aspects. The feedbacks were collected and collated in the institute level and important suggestions / comments / remarks given by the faculty members are considered for enhancing the curriculum, syllabi and other services offered in the Institute.

A five point Likert scale has been used with weights assigned from 1 to 5 to different levels as follows:

**Strongly Disagree**

**Disagree**

**Neutral**

**Agree**

**Strongly Agree**

The Range of each order or level is determined by the following formula:

(Highest point in Likert Scale- Lowest point in Likert Scale)/ Number of Levels Used

Therefore, Range= (5-1)/5=4/5=0.8

Hence,

Range for 'Strongly Disagree' is **1.0 to 1.8**

Range for 'Disagree' is **1.8 to 2.6**

Range for 'Neutral' is **2.6 to 3.4**

Range for 'Agree' is **3.4 to 4.2**

Range for 'Strongly Agree' is **4.2 to 5.0**

## Data Analysis and Interpretation

Following is the tabular analysis of each question showing number of faculty' responses on five point Likert scale, percentage of faculty' responses, weighted score and weighted mean score of each question.

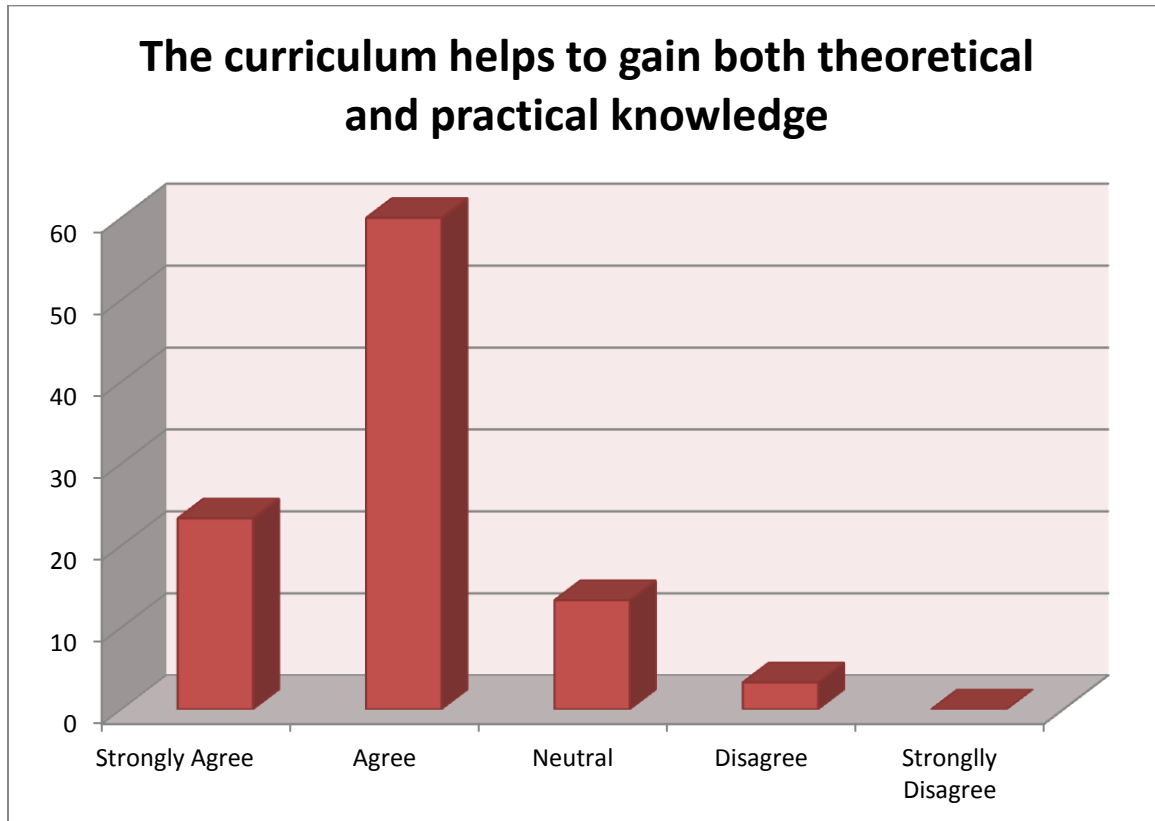
### Question No: (1) The curriculum helps to gain both theoretical and practical Knowledge

Table 1: Responses on the curriculum helps to gain both theoretical and practical knowledge

| Responses                  | Strongly Agree<br>5 | Agree<br>4 | Neutral<br>3 | Disagree<br>2 | Strongly Disagree<br>1 | Total       |
|----------------------------|---------------------|------------|--------------|---------------|------------------------|-------------|
| Number of Faculty          | 7                   | 18         | 4            | 1             | 0                      | 30          |
| Percentage                 | 23.33               | 60.00      | 13.33        | 3.30          | 0                      | 100.00      |
| Weighted Score             | 35                  | 72         | 12           | 2             | 0                      | 121         |
| <b>Weighted Mean Score</b> |                     |            |              |               |                        | <b>4.03</b> |

Table 1 shows that out of 30 faculty surveyed, 7 i.e. 23.33% of faculty strongly agree that the curriculum helps to gain both theoretical and practical knowledge, 18 i.e. 60.00% of faculty agree for the same, 4 i.e. 13.33% of faculty' views are neutral, 1 i.e. 3.30 % of faculty disagree and none of faculty strongly disagree that the curriculum helps to gain both theoretical and practical knowledge.

The results to Question 1 are presented below in diagram as shown in Fig.1.



*Fig.1. Percentage of responses on the curriculum helps to gain both theoretical and practical knowledge*

Here, it is also observed that Weighted Mean Score of Question No. 1 is 4.03 which lies between the Likert range of 3.4 to 4.2 i.e. range for 'Agree'. So, it can be concluded that there is agreement among faculty that curriculum helps to gain both theoretical and practical knowledge

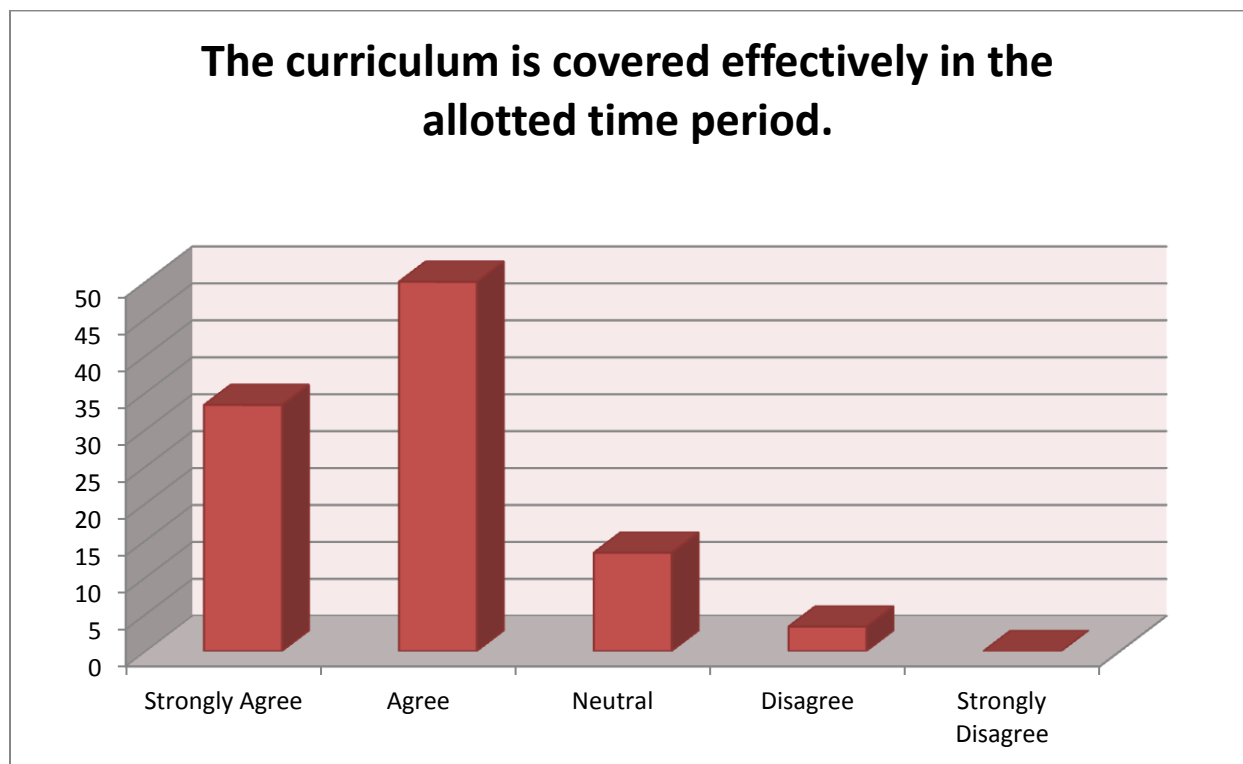
**Question No :(2) The curriculum is covered effectively in the allotted time period.**

Table 2: Responses on the curriculum is covered effectively in the allotted time period.

| Responses                  | Strongly Agree | Agree | Neutral | Disagree | Strongly Disagree | Total       |
|----------------------------|----------------|-------|---------|----------|-------------------|-------------|
|                            | 5              | 4     | 3       | 2        | 1                 |             |
| Number of Faculty          | 10             | 15    | 4       | 1        | 0                 | 30          |
| Percentage                 | 33.33          | 50.00 | 13.33   | 3.33     | 0                 | 100.00      |
| Weighted Score             | 50             | 60    | 12      | 2        | 0                 | 124         |
| <b>Weighted Mean Score</b> |                |       |         |          |                   | <b>4.13</b> |

Table 2 shows that out of 30 faculty surveyed, 10 i.e. 33.33% of faculty strongly agree that, the curriculum is covered effectively in the allotted time period, 15 i.e. 50.00% of faculty agree for the same, 4 i.e. 13.33% of faculty' views are neutral, 1 i.e.3.33% of faculty disagree and none of faculty strongly disagree the curriculum is covered effectively in the allotted time period.

The results to Question 2 are presented below in diagram as shown in Fig.2.



*Fig.2. Percentage of responses on curriculum is covered effectively in the allotted time period*

Weighted Mean Score of Question No. 2 is 4.13 which fall in the Likert range of 'Agree' and hence it can be concluded that the faculty agree that curriculum is covered effectively in the allotted time period

**Question No: (3) The syllabus is adequate to link the gap between academia and industry/employers in the current global scenario.**

Table 3: Responses on the syllabus is adequate to link the gap between academia and industry/employers in the current global scenario.

| Responses                  | Strongly Agree | Agree    | Neutral  | Disagree | Strongly Disagree | Total       |
|----------------------------|----------------|----------|----------|----------|-------------------|-------------|
|                            | <b>5</b>       | <b>4</b> | <b>3</b> | <b>2</b> | <b>1</b>          |             |
| Number of Faculty          | 6              | 14       | 8        | 2        | 0                 | 30          |
| Percentage                 | 20.00          | 46.66    | 26.66    | 6.66     | 0                 | 100.00      |
| Weighted Score             | 30             | 56       | 24       | 4        | 0                 | 114         |
| <b>Weighted Mean Score</b> |                |          |          |          |                   | <b>3.80</b> |

Table 3 shows that out of 30 faculty surveyed, 6 i.e. 20.00% of faculty strongly agree that the syllabus is adequate to link the gap between academia and industry/employers in the current global scenario, 14 i.e. 46.66% of faculty agree for the same, 8 i.e. 26.66% of faculty' views are neutral, 2 i.e. 6.663% of faculty disagree and none of faculty strongly disagree that the syllabus is adequate to link the gap between academia and industry/employers in the current global scenario.

The results to Question 3 are presented below in diagram as shown in Fig.3.

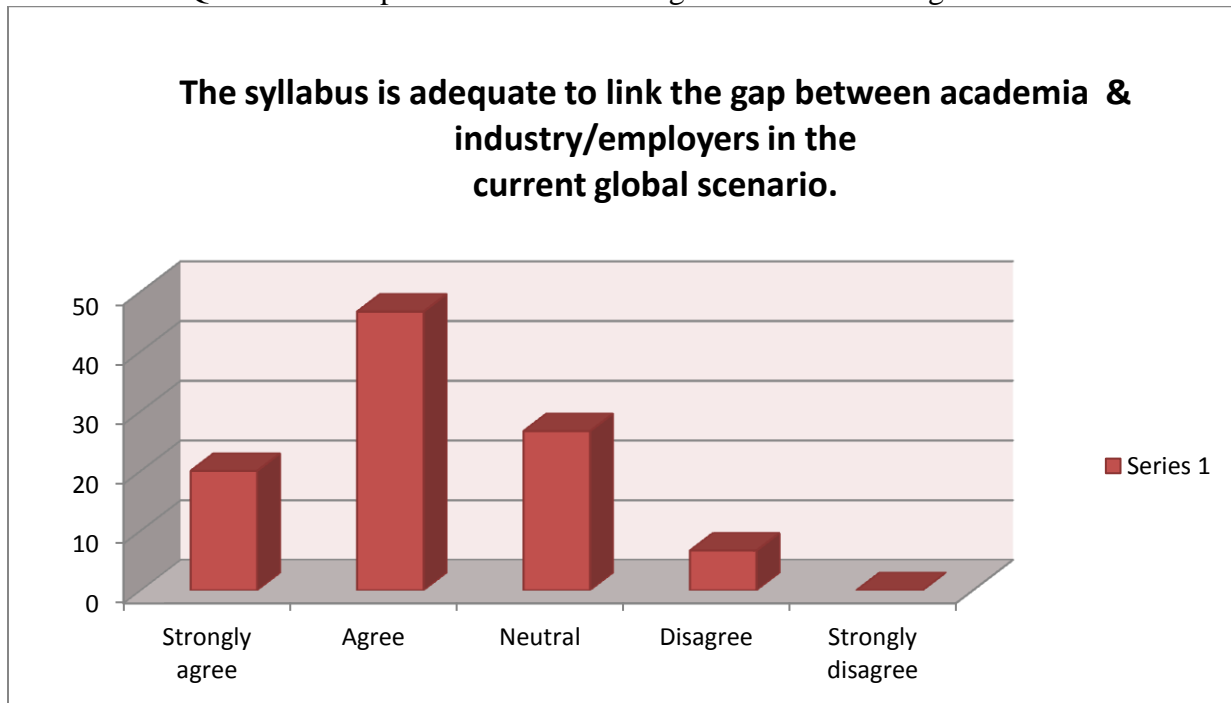


Fig.3. Percentage of responses on the syllabus is adequate to link the gap between academia and industry/employers in the current global scenario

Weighted Mean Score of Question No. 3 is 3.80 which lies between the Likert range of 3.4 to 4.2

i.e. range for ‘Agree’. So, it is clear that the syllabus is adequate to link the gap between academia and industry/employers in the current global scenario.

**Question No: (4) The course content is evenly distributed in all the units**

Table 4: Responses on the course content is evenly distributed in all the units

| Responses                  | Strongly Agree<br>5 | Agree<br>4 | Neutral<br>3 | Disagree<br>2 | Strongly Disagree<br>1 | Total       |
|----------------------------|---------------------|------------|--------------|---------------|------------------------|-------------|
| Number of Faculty          | 7                   | 13         | 9            | 1             | 0                      | 30          |
| Percentage                 | 23.33               | 43.33      | 30.00        | 3.33          | 0                      | 100.00      |
| Weighted Score             | 35                  | 52         | 27           | 2             | 0                      | 116         |
| <b>Weighted Mean Score</b> |                     |            |              |               |                        | <b>3.86</b> |

Table 4 shows that out of 30 faculty surveyed, 7 i.e. 23.33% of faculty strongly agree that the course content is evenly distributed in all the units, 13 i.e.43.33% of faculty agree for the same, 9 i.e. 30.00% of faculty’ views are neutral, 1 i.e.3.33% of faculty disagree and None of faculty strongly disagree that the course content is evenly distributed in all the units.

The results to Question 4 are presented below in diagram as shown in Fig.4.

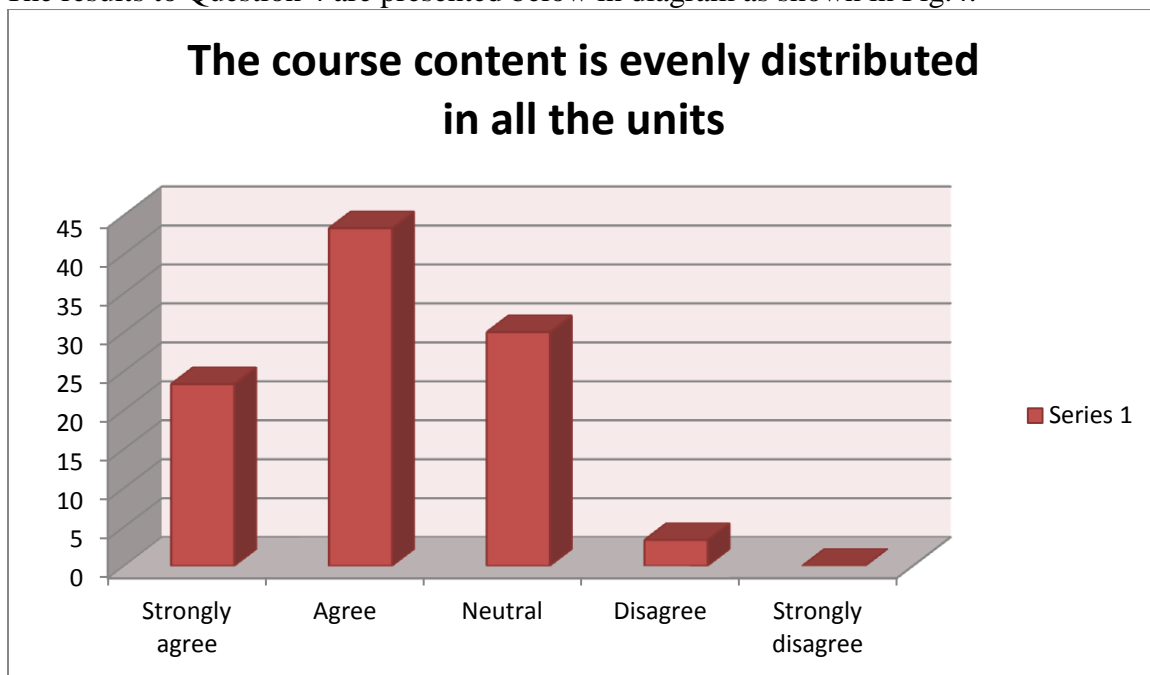


Fig.4. Percentage of responses on the course content is evenly distributed in all the units

Weighted Mean Score of Question No. 4 is 3.86 which lies between the Likert range of 3.4 to 4.2 i.e. range for ‘Agree’. So, it is clear that the course content is evenly distributed in all the units.

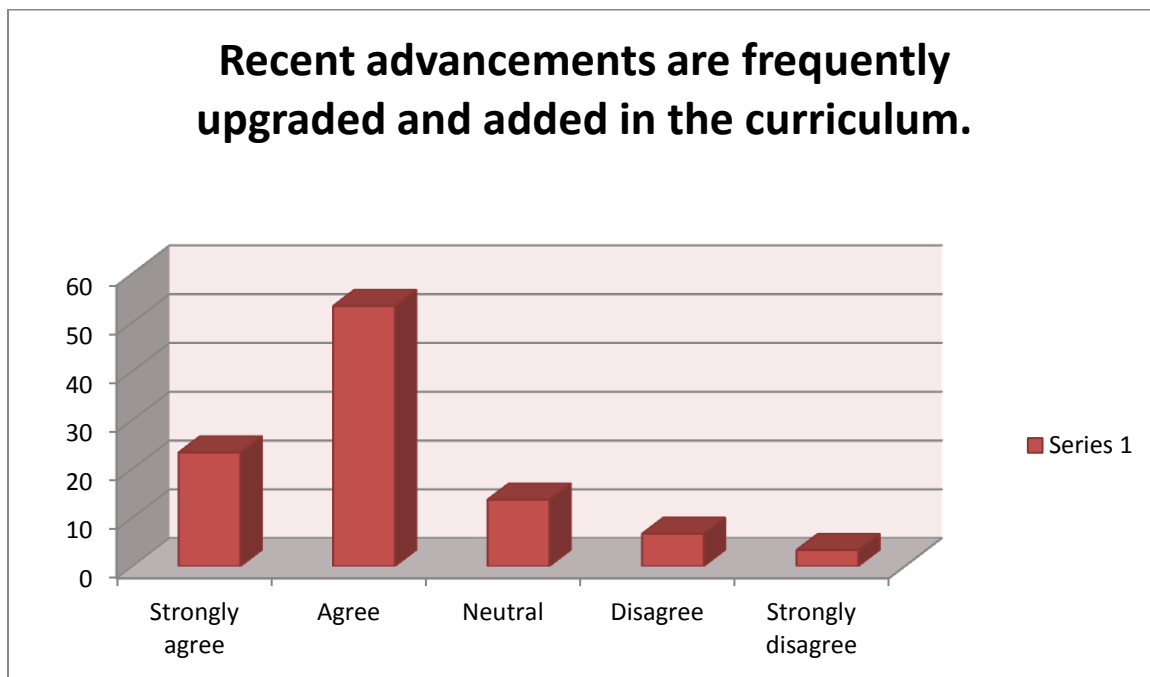
**Question No: (5) Recent advancements are frequently upgraded and added in the curriculum.**

Table 5: Responses on the recent advancements are frequently upgraded and added in the curriculum.

| Responses           | Strongly Agree | Agree | Neutral | Disagree | Strongly Disagree | Total       |
|---------------------|----------------|-------|---------|----------|-------------------|-------------|
|                     | 5              | 4     | 3       | 2        | 1                 |             |
| Number of Faculty   | 7              | 17    | 4       | 1        | 1                 | 30          |
| Percentage          | 23.33          | 53.33 | 13.33   | 6.66     | 3.33              | 100         |
| Weighted Score      | 35             | 68    | 12      | 2        | 1                 | 118         |
| Weighted Mean Score |                |       |         |          |                   | <b>3.93</b> |

Table 5 shows that out of 30 faculty surveyed, 7 i.e. 23.33% of faculty strongly agree that the recent advancements are frequently upgraded and added in the curriculum, 17 i.e. 53.33% of faculty agree for the same, 4 i.e. 13.33% of faculty' views are neutral, 1 i.e. 6.66% of faculty disagree and 1 i.e. 3.33% of the faculty strongly disagree that the recent advancements are frequently upgraded and added in the curriculum.

The results to Question 5 are presented below in diagram as shown in Fig.5.



*Fig.5. Percentage of responses on the recent advancements are frequently upgraded and added in the curriculum.*

Weighted Mean Score of Question No. 5 is 3.93 which lies between the Likert range of 3.4 to 4.2 i.e. range for 'Agree'. So, it is clear that the recent advancements are frequently upgraded and added in the curriculum.

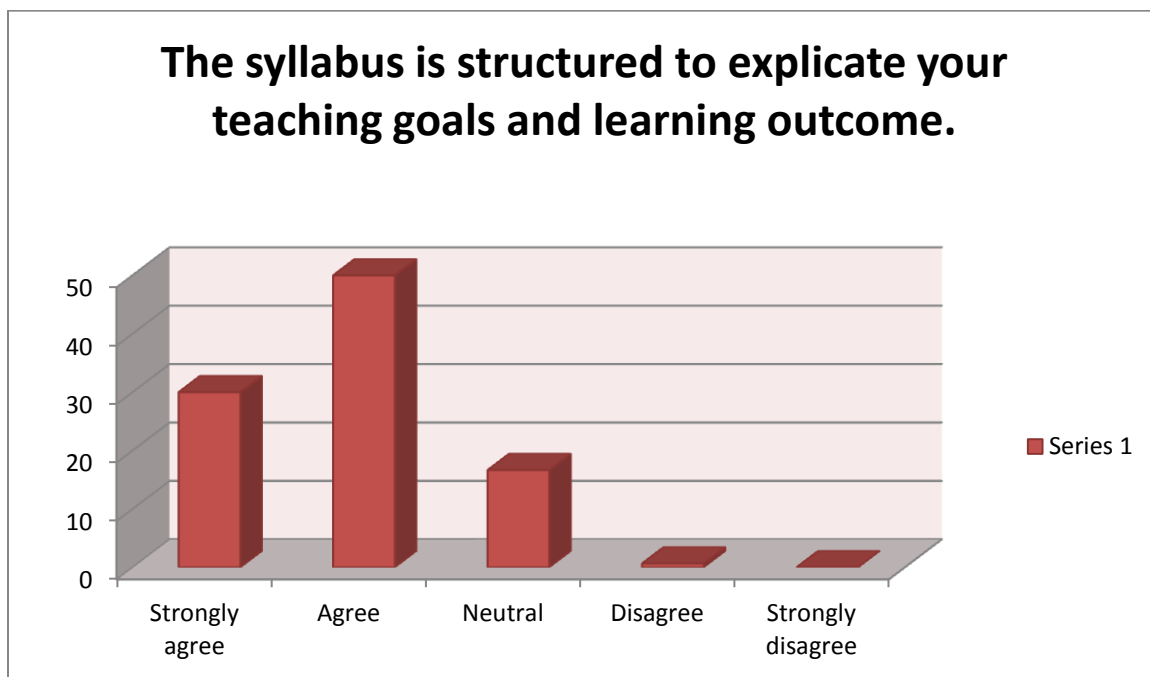
**Question No: (6) The syllabus is structured to explicate your teaching goals and learning outcome.**

Table 6: Responses on the syllabus is structured to explicate your teaching goals and learning outcome.

| Responses                  | Strongly Agree<br>5 | Agree<br>4 | Neutral<br>3 | Disagree<br>2 | Strongly Disagree<br>1 | Total       |
|----------------------------|---------------------|------------|--------------|---------------|------------------------|-------------|
| Number of Faculty          | 9                   | 15         | 5            | 1             | 0                      | 30          |
| Percentage                 | 30.00               | 50.00      | 16.66        | 3.33          | 0                      | 100         |
| Weighted Score             | 45                  | 60         | 15           | 2             | 0                      | 122         |
| <b>Weighted Mean Score</b> |                     |            |              |               |                        | <b>4.06</b> |

Table 6 shows that out of 30 faculty surveyed, 9 i.e. 30.00% of faculty strongly agree that the syllabus is structured to explicate your teaching goals and learning outcome, 15 i.e. 50.00% of faculty agree for the same, 5 i.e. 16.66% of faculty' views are neutral, 1 i.e. 3.33% disagree and none of the faculty strongly disagree that the syllabus is structured to explicate your teaching goals and learning outcome.

The results to Question 6 are presented below in diagram as shown in Fig.6.



*Fig.6. Percentage of responses on the syllabus is structured to explicate your teaching goals and learning outcome.*

Weighted Mean Score of Question No. 6 is 4.06 which lies between the Likert range of 3.4 to 4.2 i.e. range for 'Agree'. So, it is clear the syllabus is structured to explicate your teaching goals and learning outcome.

**Question No: (7)** Adequate books and reference material are available for the topics mentioned in the curriculum in the college library.

Table 7: Responses on adequate books and reference material are available for the topics mentioned in the curriculum in the college library.

| Responses                  | Strongly Agree<br>5 | Agree<br>4 | Neutral<br>3 | Disagree<br>2 | Strongly Disagree<br>1 | Total       |
|----------------------------|---------------------|------------|--------------|---------------|------------------------|-------------|
| Number of Faculty          | 6                   | 16         | 7            | 1             | 0                      | 30          |
| Percentage                 | 20.00               | 53.33      | 23.33        | 3.33          | 0                      | 100.00      |
| Weighted Score             | 30                  | 64         | 21           | 2             | 0                      | 117         |
| <b>Weighted Mean Score</b> |                     |            |              |               |                        | <b>3.90</b> |

Table 7 shows that out of 30 faculty surveyed, 6 i.e. 20.00% of faculty strongly agree that adequate books and reference material are available for the topics mentioned in the curriculum in the college library, 16 i.e. 53.33% of faculty agree for the same, 7 i.e. 23.33% of student's views are neutral, 1 i.e. 3.33% faculty disagree and none of the faculty strongly disagree that adequate books and reference material are available for the topics mentioned in the curriculum in the college library

The results to Question 7 are presented below in diagram as shown in Fig.7.

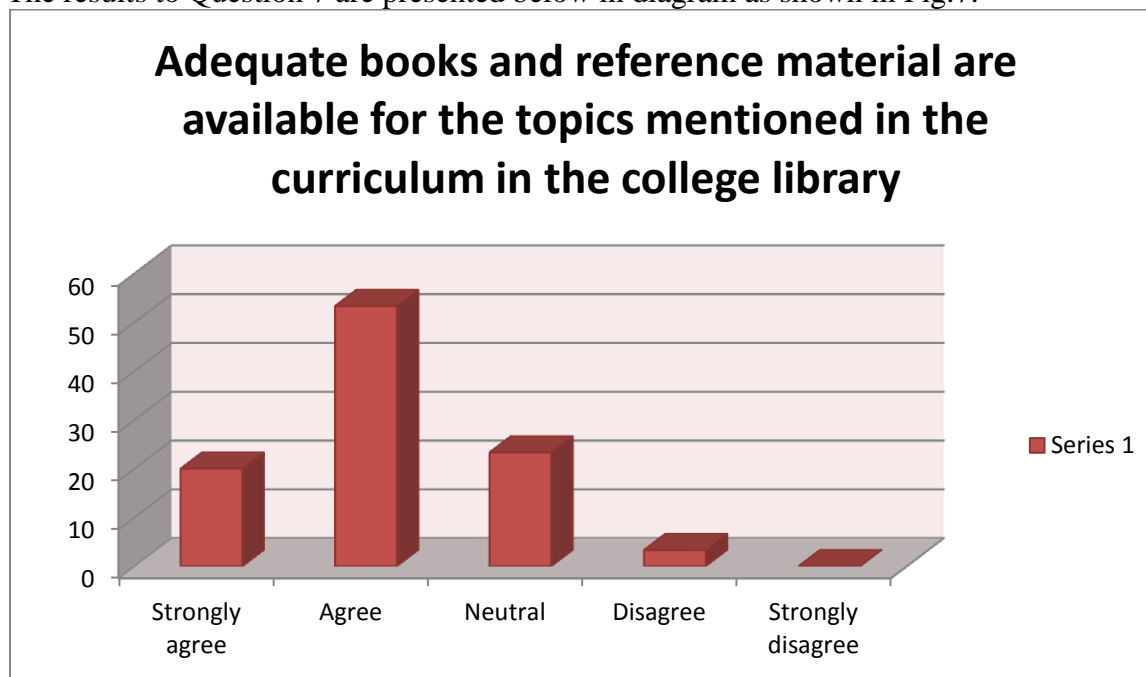


Fig.7. Percentage of responses on equal weightage is given to theory and practical course content



Weighted Mean Score of Question No. 7 is 3.90 which lies between the Likert range of 3.4 to 4.2 i.e. range for 'Agree'. So, it is clear that adequate books and reference material are available for the topics mentioned in the curriculum in the college library

## **Conclusion**

Following table and diagram present Weighted Mean Score on various questions:

Table 8: Weighted Mean Score of questions

| <b>S. No.</b> | <b>Parameters</b>   | <b>Weighted Mean Score</b> |
|---------------|---|----------------------------|
| <b>1.</b>     | <b>The curriculum helps to gain both theoretical and practical Knowledge.</b>   | <b>4.03</b>                |
| <b>2.</b>     | <b>The curriculum is covered effectively in the allotted time period.</b>   | <b>4.13</b>                |
| <b>3.</b>     | <b>The syllabus is adequate to link the gap between academia and industry/employers in the current global scenario.</b>       | <b>3.80</b>                |
| <b>4.</b>     | <b>The course content is evenly distributed in all the units.</b>   | <b>3.86</b>                |
| <b>5.</b>     | <b>Recent advancements are frequently upgraded and added in the curriculum.</b>   | <b>3.93</b>                |
| <b>6.</b>     | <b>The syllabus is structured to explicate your teaching goals and learning outcome.</b>                                      | <b>4.06</b>                |
| <b>7.</b>     | <b>Adequate books and reference material are available for the topics mentioned in the curriculum in the college library.</b> | <b>3.90</b>                |



*Fig.8. Weighted Mean Score*

Table 8 and Fig 8 show that the average of Weighted Mean Score of all questions related to curriculum is 4.00 which lies between Likert range of 3.4 to 4.2, that is, the range for 'Agree', from which it can be concluded that on an average faculty member agree that the curriculum, content and syllabus designed by the University and its future prospects are adequate, updated and Recent advancements are frequently upgraded and added in the curriculum. The syllabus is structured to explicate your teaching goals and learning outcome.