



KHALSA COLLEGE FOR WOMEN AMRITSAR



Feedback Analysis **(2023-2024)**



KHALSA COLLEGE FOR WOMEN AMRITSAR

Students Feedback Analysis (2023-2024)

Report on Analysis of Students' Feedback (2023-24)

The Internal Quality Assurance Cell (IQAC) of the college has been dedicated to enhancing quality through structured feedback from students, which provides essential insights for curriculum improvement. Formal feedback from students has been collected on specific parameters, with a focus on the course content. This feedback allows students to comment on various aspects of the curriculum, offering valuable suggestions for enhancement. The data is thoroughly examined, and the recommendations are considered before being presented to the academic head at the semester-end meeting for further discussion and possible integration into the institution's future development plans.

Result of Analysis of Students' Feedback (2023-24)

The feedback from students on design and review of curriculum was obtained through Structured Questionnaire which included 8 questions on various aspects.

A five point Likert scale has been used with weights assigned from 1 to 5 to different levels as follows:

Strongly Disagree
Disagree
Neutral
Agree
Strongly Agree

The Range of each order or level is determined by the following formula:
(Highest point in Likert Scale- Lowest point in Likert Scale)/ Number of Levels Used

Therefore, Range= $(5-1)/5=4/5=0.8$

Hence,

Range for 'Strongly Disagree' is **1.0 to 1.8**

Range for 'Disagree' is **1.8 to 2.6**

Range for 'Neutral' is **2.6 to 3.4**

Range for 'Agree' is **3.4 to 4.2**

Range for 'Strongly Agree' is **4.2 to 5.0**

Data Analysis and Interpretation

Following is the tabular analysis of each question showing number of students' responses on five point Likert scale, percentage of students' responses, weighted score and weighted mean score of each question.

Question No: (1) The curriculum enhances the knowledge, skills and competencies of the students.

Table 1: Responses on the curriculum enhances the knowledge, skills and competencies of the students.

Responses	Strongly Agree 5	Agree 4	Neutral 3	Disagree 2	Strongly Disagree 1	Total
Number of Students	106	262	136	2	0	506
Percentage	20.94	51.77	26.87	0.39	0	100.00
Weighted Score	530	1048	408	4	0	1990
Weighted Mean Score						3.93

The results to Question 1 are presented below in diagram as shown in Fig.1.

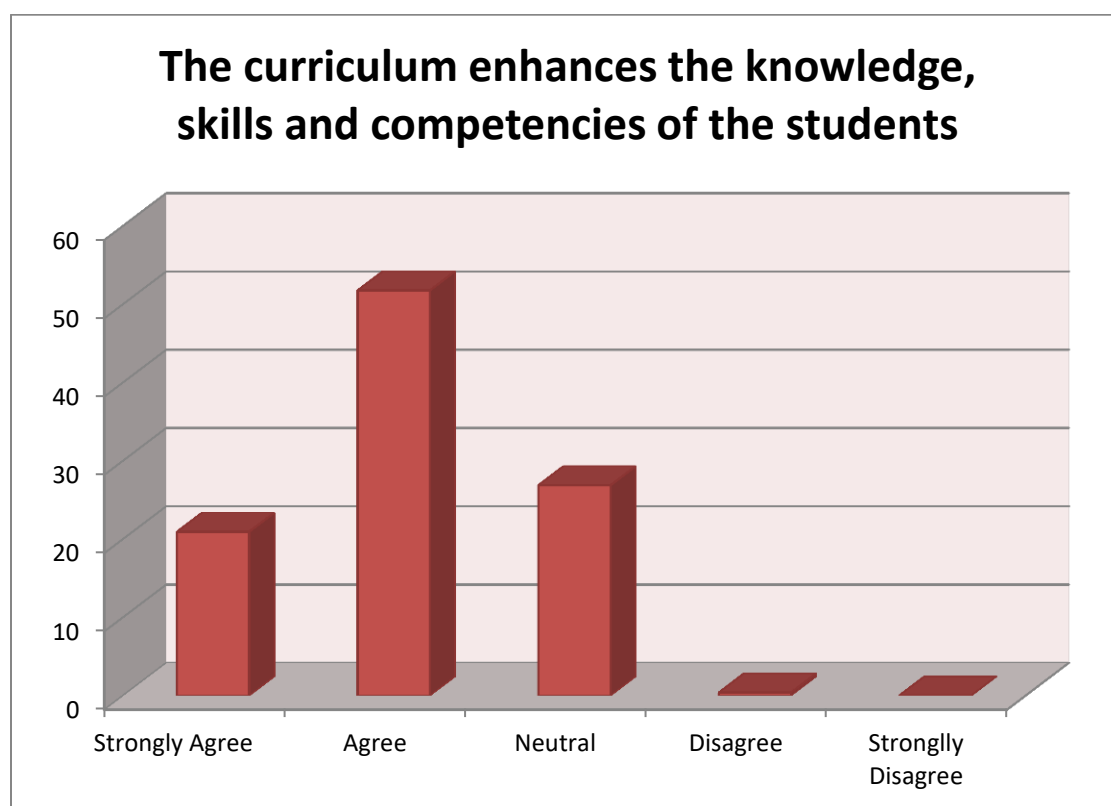


Fig.1. Percentage of responses on the curriculum enhances the knowledge, skills and competencies of the students.

Here, it is also observed that Weighted Mean Score of Question No. 1 is 3.93 which lies between the Likert range of 3.4 to 4.2 i.e. range for 'Agree'. So, it can be concluded that there is agreement among students that the curriculum enhances the knowledge, skills and competencies of the students.

Question No: (2) Academic flexibility in the curriculum provided you the opportunity to pursue your interest by choosing from a vast number of options.

Table 2: Responses on academic flexibility in the curriculum provided you the opportunity to pursue your interest by choosing from a vast number of options.

Responses	Strongly Agree 5	Agree 4	Neutral 3	Disagree 2	Strongly Disagree 1	Total
Number of Students	110	279	114	2	1	506
Percentage	21.73	55.13	22.52	0.39	0.19	100.00
Weighted Score	550	1116	342	4	1	2013
Weighted Mean Score						3.97

The results to Question 2 are presented below in diagram as shown in Fig.2.

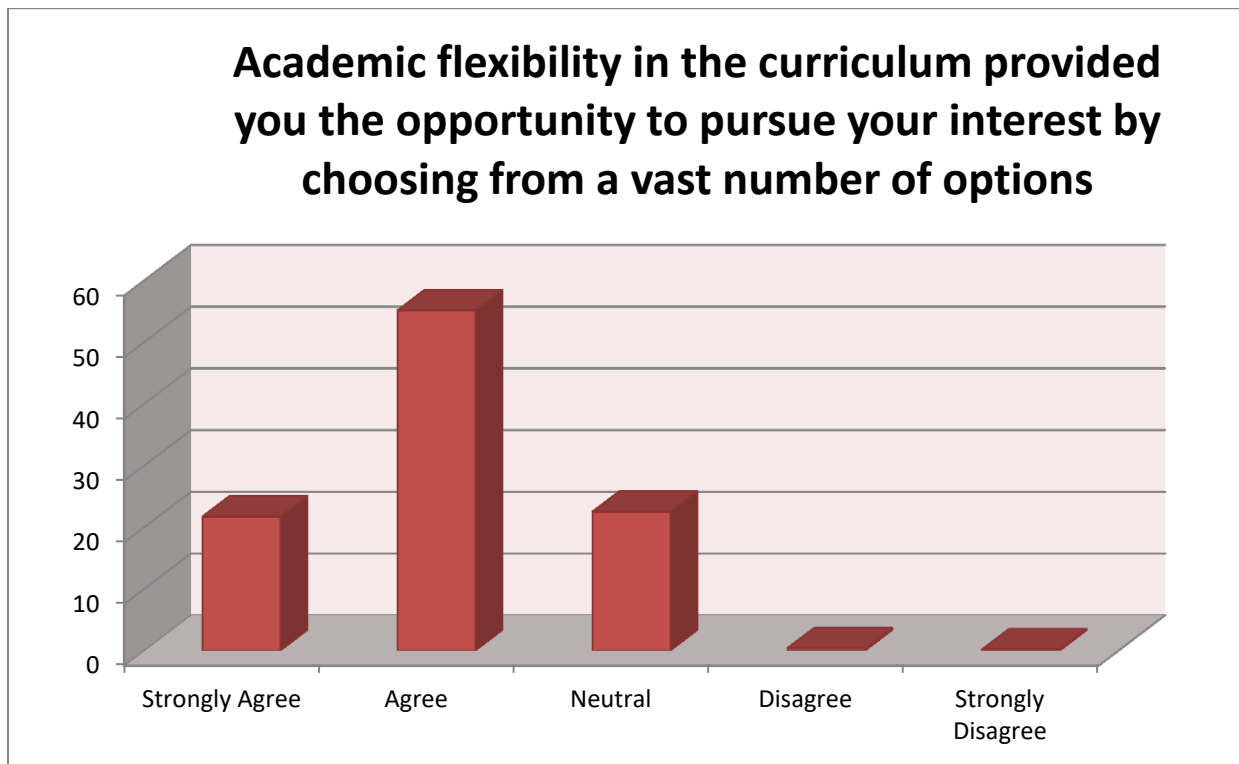


Fig.2. Percentage of responses on academic flexibility in the curriculum provided you the opportunity to pursue your interest by choosing from a vast number of options

Weighted Mean Score of Question No. 2 is 3.97 which fall in the Likert range of ‘Agree’ and hence it can be concluded that the students agree that the syllabus is designed to enhance the employability/entrepreneurship/skill development of the students.

Question No: (3) The syllabus is designed to enhance the employability/ entrepreneurship skill development of the students.

Table 3: Responses on the syllabus is designed to enhance the employability/ entrepreneurship/ skill development of the students.

Responses	Strongly Agree 5	Agree 4	Neutral 3	Disagree 2	Strongly Disagree 1	Total
Number of Students	119	275	109	3	0	506
Percentage	23.51	54.34	21.54	0.59	0	100.00
Weighted Score	595	1100	327	6	0	2028
Weighted Mean Score						4.007

The results to Question 3 are presented below in diagram as shown in Fig.3.

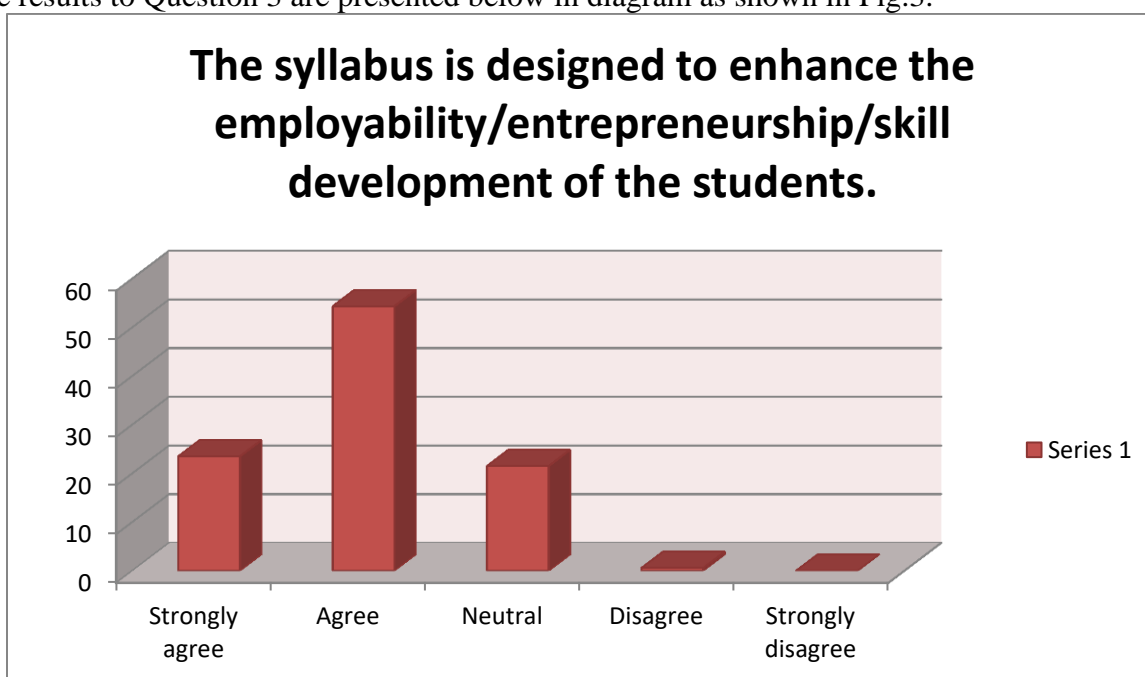


Fig.3. Percentage of responses on the syllabus is designed to enhance the employability/entrepreneurship/skill development of the students.

Weighted Mean Score of Question No. 3 is 4.007 which lies between the Likert range of 3.4 to 4.2 i.e. range for 'Agree'. So, it is clear that the syllabus is designed to enhance the employability skills of the students

Question No: (4) The course contents sensitized you towards issues like gender equality, environment and sustainability, ethics and values etc.

Table 4: Responses on the course contents sensitized you towards issues like gender equality, environment and sustainability, ethics and values etc.

Responses	Strongly Agree 5	Agree 4	Neutral 3	Disagree 2	Strongly Disagree 1	Total
Number of Students	219	201	80	6	0	506

Percentage	43.2	39.72	15.81	1.1	0	100
Weighted Score	1095	804	240	8	0	2147
Weighted Mean Score						4.27

The results to Question 4 are presented below in diagram as shown in Fig.4.

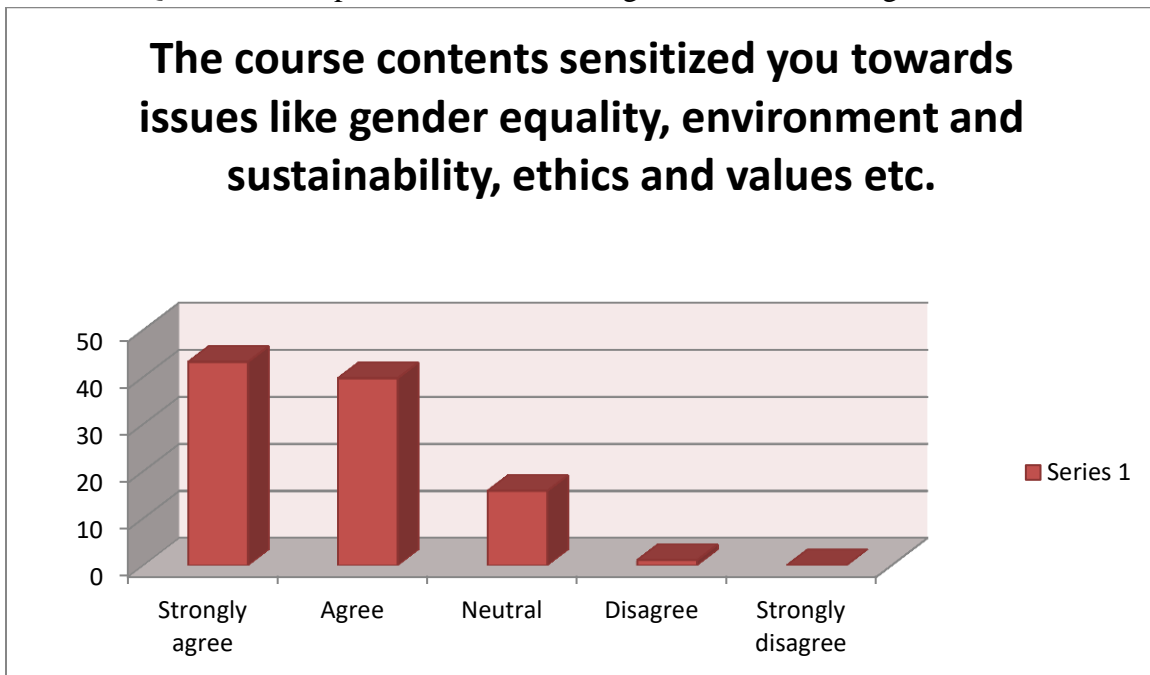


Fig.4. Percentage of responses on the course contents sensitized you towards issues like gender equality, environment and sustainability, ethics and values etc.

Weighted Mean Score of Question No. 4 is 4.27 which lies between the Likert range of 3.4 to 4.2 i.e. range for 'Agree'. So, it is clear that the course contents sensitized you towards issues like gender equality, environment and sustainability, ethics and values etc.

Question No: (5) The curriculum is relevant to the local, regional, national and global development needs.

Table 5: Responses on the curriculum is relevant to the local, regional, national and global development needs.

Responses	Strongly Agree	Agree	Neutral	Disagree	Strongly Disagree	Total
	5	4	3	2	1	
Number of Students	201	235	65	4	2	506
Percentage	39.72	46.44	12.8	.79	.39	100
Weighted Score	1005	940	195	8	2	2150
Weighted Mean Score						4.24

The results to Question 5 are presented below in diagram as shown in Fig.5.

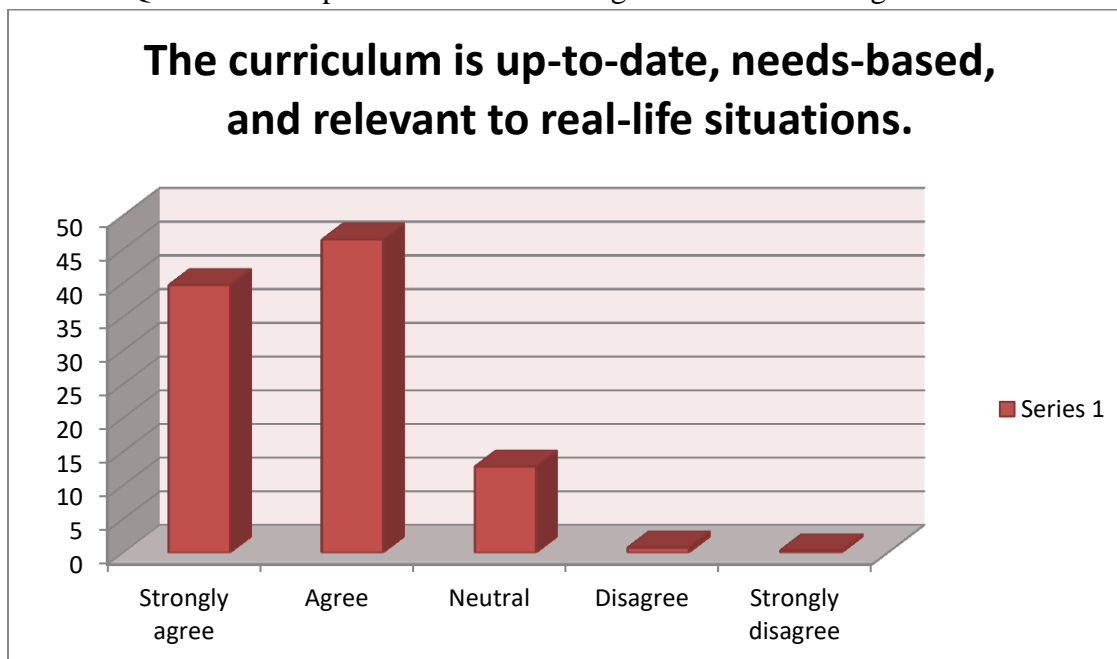


Fig.5. Percentage of responses on the curriculum is up-to-date, needs-based, and relevant to real-life situations.

Weighted Mean Score of Question No. 5 is 4.24 which lies between the Likert range of 3.4 to 4.2 i.e. range for 'Agree'. So, it is clear the curriculum is relevant to the local, regional, national and global development needs.

Question No: (6) ICT and various other teaching aids are used extensively to cover the syllabus

Table 6: Responses on ICT and various other teaching aids are used extensively to cover the syllabus

Responses	Strongly Agree 5	Agree 4	Neutral 3	Disagree 2	Strongly Disagree 1	Total
Number of Students	126	324	50	8	0	506
Percentage	24.9	64.03	9.88	1.58	0	100
Weighted Score	630	1296	150	16	0	2092
Weighted Mean Score						4.1

The results to Question 6 are presented below in diagram as shown in Fig.6.

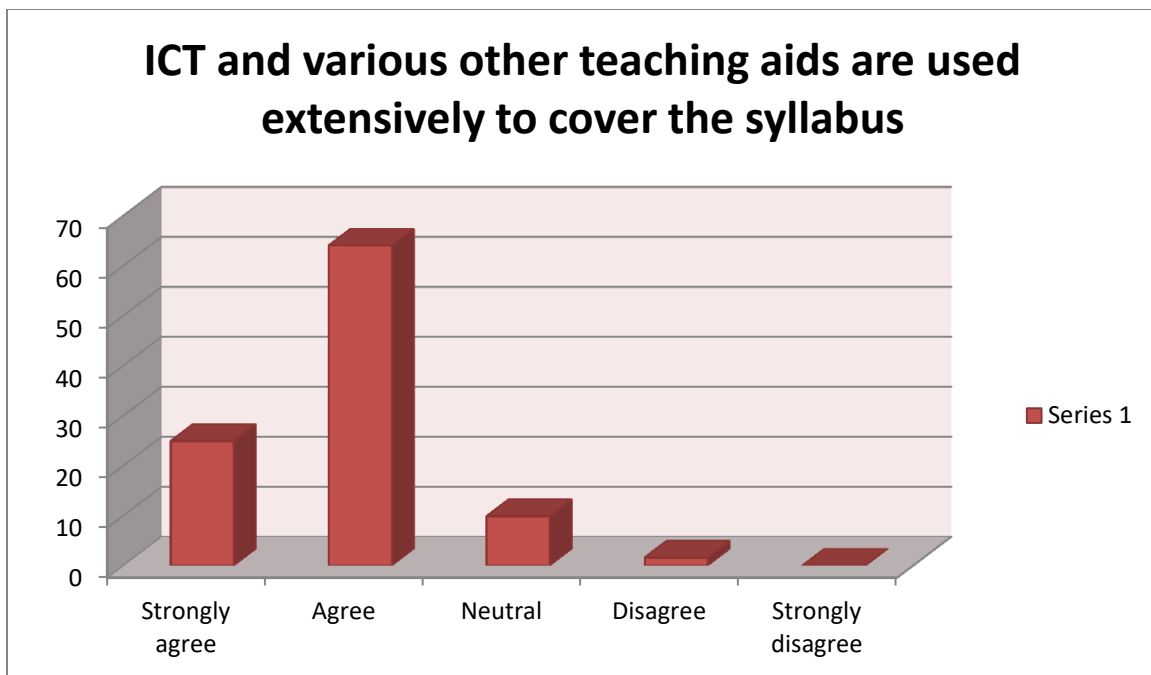


Fig.6. Percentage of responses on the ICT and various other teaching aids are used extensively to cover the syllabus

Weighted Mean Score of Question No. 6 is 4.1 which lies between the Likert range of 3.4 to 4.2 i.e. range for 'Agree'. So, it is clear that ICT and various other teaching aids are used extensively to cover the syllabus

Question No: (7) The whole syllabus is completed in the allotted time period.

Table 7: Responses on the whole syllabus is completed in the allotted time period.

Responses	Strongly Agree	Agree	Neutral	Disagree	Strongly Disagree	Total
Number of Students	5	4	3	2	1	506
Percentage	15.21	62.25	22.1	.39	.39	100
Weighted Score	385	1248	336	4	2	1975
Weighted Mean Score						3.90

The results to Question 8 are presented below in diagram as shown in Fig.7.

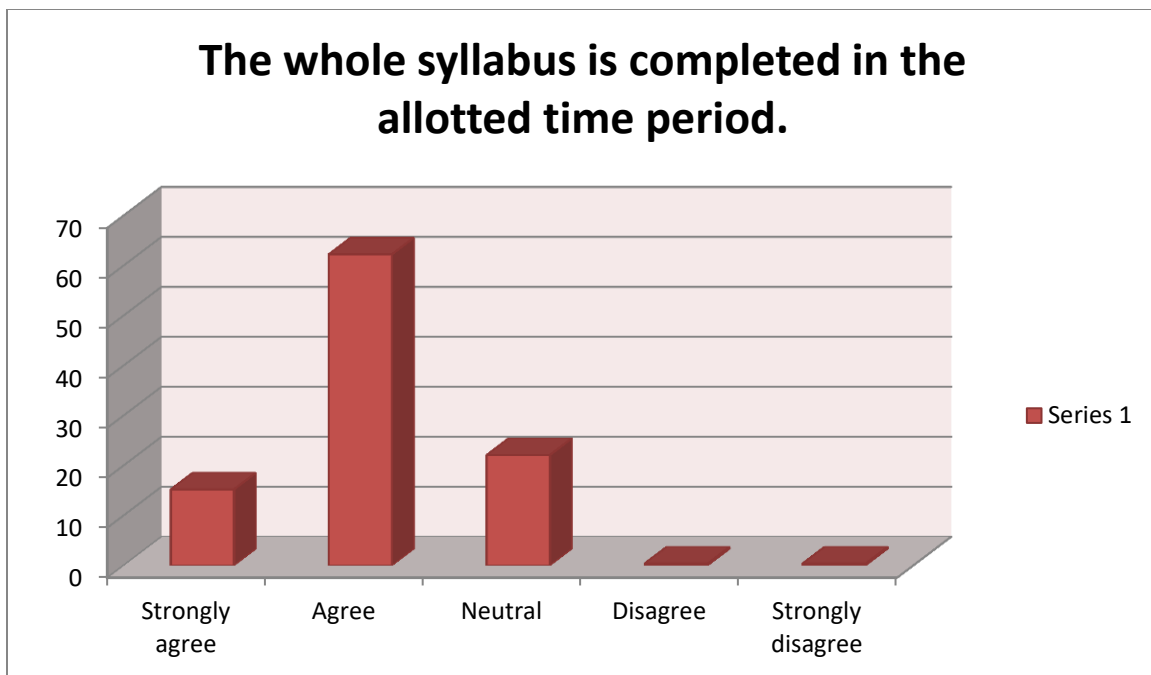


Fig.7. Percentage of responses on the whole syllabus is completed in the allotted time period.

Weighted Mean Score of Question No. 7 is 3.90 which lies between the Likert range of 3.4 to 4.2 i.e. range for 'Agree'. So, it is clear that the whole syllabus is completed in the allotted time period.

Question No: (8) Adequate books, relevant material and online resources are available in the library for the topics mentioned in the curriculum

Table 8: Responses on adequate books, relevant material and online resources are available in the library for the topics mentioned in the curriculum

Responses	Strongly Agree 5	Agree 4	Neutral 3	Disagree 2	Strongly Disagree 1	Total
Number of Students	275	115	88	20	8	506
Percentage	54.34	22.72	17.39	3.9	1.58	100
Weighted Score	1375	460	264	40	8	2147
Weighted Mean Score						4.24

The results to Question 8 are presented below in diagram as shown in Fig.8.

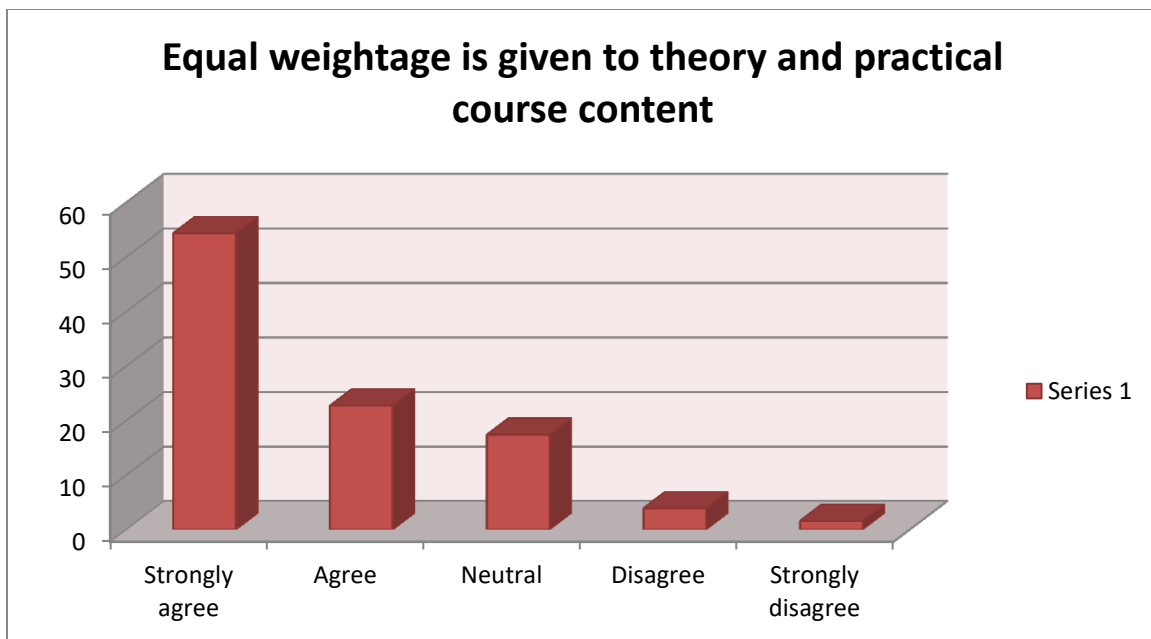


Fig.8. Percentage of responses adequate books, relevant material and online resources are available in the library for the topics mentioned in the curriculum

Weighted Mean Score of Question No. 8 is 4.24 which lies between the Likert range of 3.4 to 4.2 i.e. range for 'Strongly Agree'. So, it is clear that adequate books, relevant material and online resources are available in the library for the topics mentioned in the curriculum.

Question No: (9) Equal weightage is given to theory and practical course content.

Table 9: Responses on Equal weightage is given to theory and practical course content.

Responses	Strongly Agree	Agree	Neutral	Disagree	Strongly Disagree	Total
	5	4	3	2	1	
Number of Students	79	312	99	10	6	506
Percentage	15.6	61.66	19.56	1.976	1.18	100
Weighted Score	395	1248	297	20	6	1966
Weighted Mean Score						3.88

The results to Question 9 are presented below in diagram as shown in Fig.9.

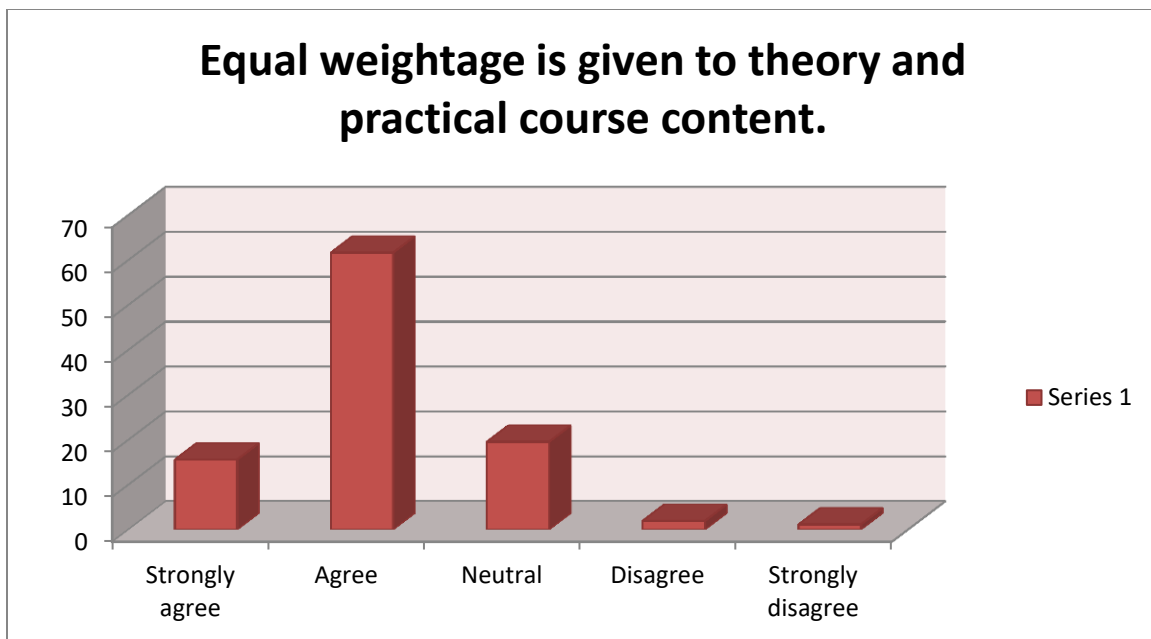


Fig.9. Percentage of responses on equal weightage is given to theory and practical course content.

Weighted Mean Score of Question No. 8 is 3.88 which lies between the Likert range of 3.4 to 4.2 i.e. range for 'Agree'. So, it is clear that Equal weightage is given to theory and practical course content.

Conclusion

Following table and diagram present Weighted Mean Score on various questions:

Table 10: Weighted Mean Score of questions

S. No.	Parameters	Weighted Mean Score
1.	The curriculum enhances the knowledge, skills and competencies of the students	3.93
2.	Academic flexibility in the curriculum provided you the opportunity to pursue your interest by choosing from a vast number of options	3.97
3.	The syllabus is designed to enhance the employability skills of the students	4.00
4.	The course contents sensitized you towards issues like gender equality, environment and sustainability, ethics and values etc.	4.27
5.	The curriculum is up-to-date, needs-based, and relevant to real-life situations.	4.24

6.	ICT and various other teaching aids are used extensively to cover the syllabus	4.1
7.	The whole syllabus is completed in the allotted time period.	3.90
8.	Sufficient books, relevant material and online resources are available in the library for the topics mentioned in the curriculum	4.24
9.	Equal weightage is given to theory and practical course content.	3.88

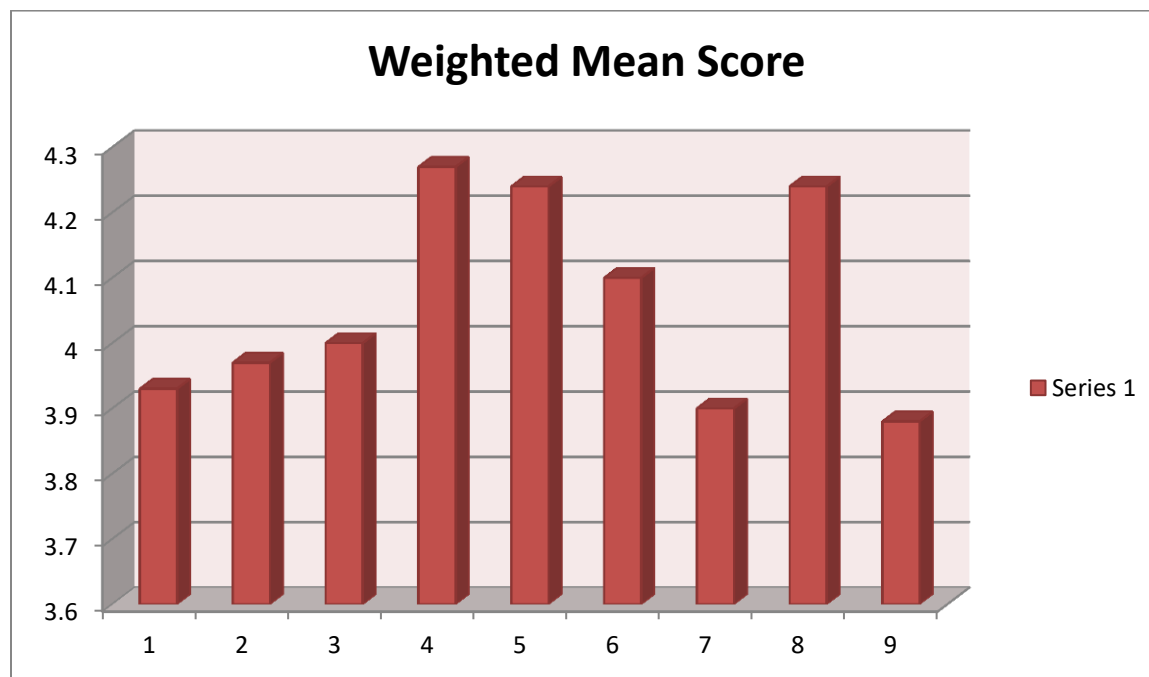


Fig.10. Weighted Mean Score

Table 10 and Fig 10 show that the average of Weighted Mean Score of all questions related to curriculum is 4.05 which lies between Likert range of 3.4 to 4.2, that is, the range for 'Agree', from which it can be concluded that on an average students agree that the curriculum, content and syllabus designed by the University and its future prospects are adequate, updated and relevant to present employment scenario and enhance their knowledge and skills.



KHALSA COLLEGE FOR WOMEN AMRITSAR

Alumni Feedback Analysis **(2023-2024)**

Report on Analysis of Alumni Feedback (2023-24)

Feedback from alumni regarding the design and review of the curriculum was collected using a structured questionnaire comprising seven questions on various aspects. The questionnaire aimed to gather responses on the adequacy of the course curriculum, the sufficiency of the syllabus content in the context of current professional standards, and the role of the curriculum in fostering research aptitude among former students. Alumni feedback is considered a crucial resource for the holistic development of an institution.

A five point Likert scale has been used with weights assigned from 1 to 5 to different levels as follows:

Strongly Disagree

Disagree

Neutral

Agree

Strongly Agree

The Range of each order or level is determined by the following formula:

(Highest point in Likert Scale- Lowest point in Likert Scale)/ Number of Levels Used

Therefore, Range= $(5-1)/5=4/5=0.8$

Hence,

Range for '**Strongly Disagree**' is **1.0 to 1.8**

Range for '**Disagree**' is **1.8 to 2.6**

Range for '**Neutral**' is **2.6 to 3.4**

Range for '**Agree**' is **3.4 to 4.2**

Range for '**Strongly Agree**' is **4.2 to 5.0**

Data Analysis and Interpretation

Following is the tabular analysis of each question showing number of Alumni responses on five point Likert scale, percentage of Alumni responses, weighted score and weighted mean score of each question.

Question No: (1) The curriculum contributed immensely towards my overall improvement.

Table 1: Responses on the curriculum contributed immensely towards your overall improvement.

Responses	Strongly Agree 5	Agree 4	Neutral 3	Disagree 2	Strongly Disagree 1	Total
Number of Alumni	112	100	90	10	0	312
Percentage	35.89	32.05	28.84	20	0	100
Weighted Score	560	400	270	29	0	1250
Weighted Mean Score						4.00

The results to Question 1 are presented below in diagram as shown in Fig.1.

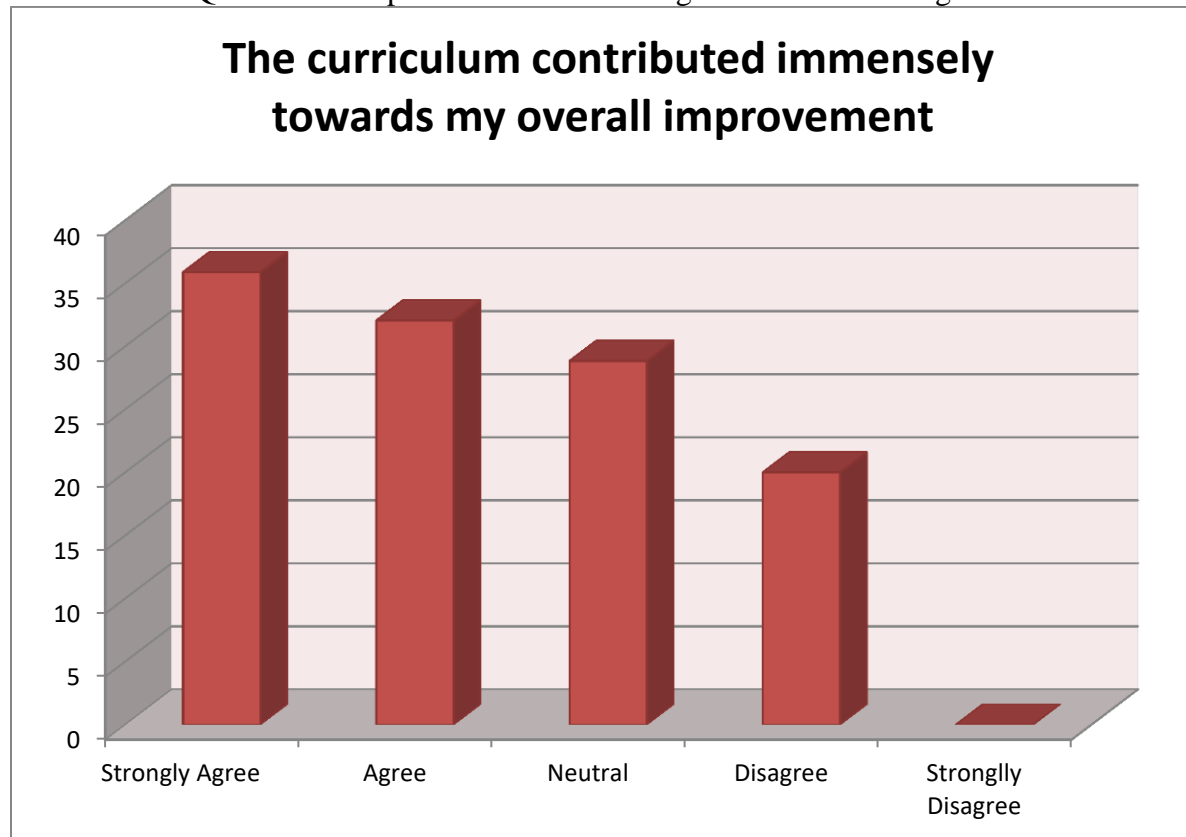


Fig.1. Percentage of responses on the curriculum contributed immensely towards your overall improvement

Here, it is also observed that Weighted Mean Score of Question No. 1 is 4 which lies between the Likert range of 3.4 to 4.2 i.e. range for 'Agree'. So, it can be concluded that there is agreement among Alumni that the The curriculum contributed immensely towards your overall improvement.

Question No :(2) The curriculum equipped me with sufficient theoretical and practical knowledge in my field of expertise.

Table 2: Responses on the curriculum equipped me with sufficient theoretical and practical

knowledge in my field of expertise.

Responses	Strongly Agree 5	Agree 4	Neutral 3	Disagree 2	Strongly Disagree 1	Total
Number of Alumni	100	112	80	20	0	312
Percentage	32.05	35.89	25.64	6.4	0	100
Weighted Score	500	448	240	40	0	1228
Weighted Mean Score						3.9

The results to Question 2 are presented below in diagram as shown in Fig.2.

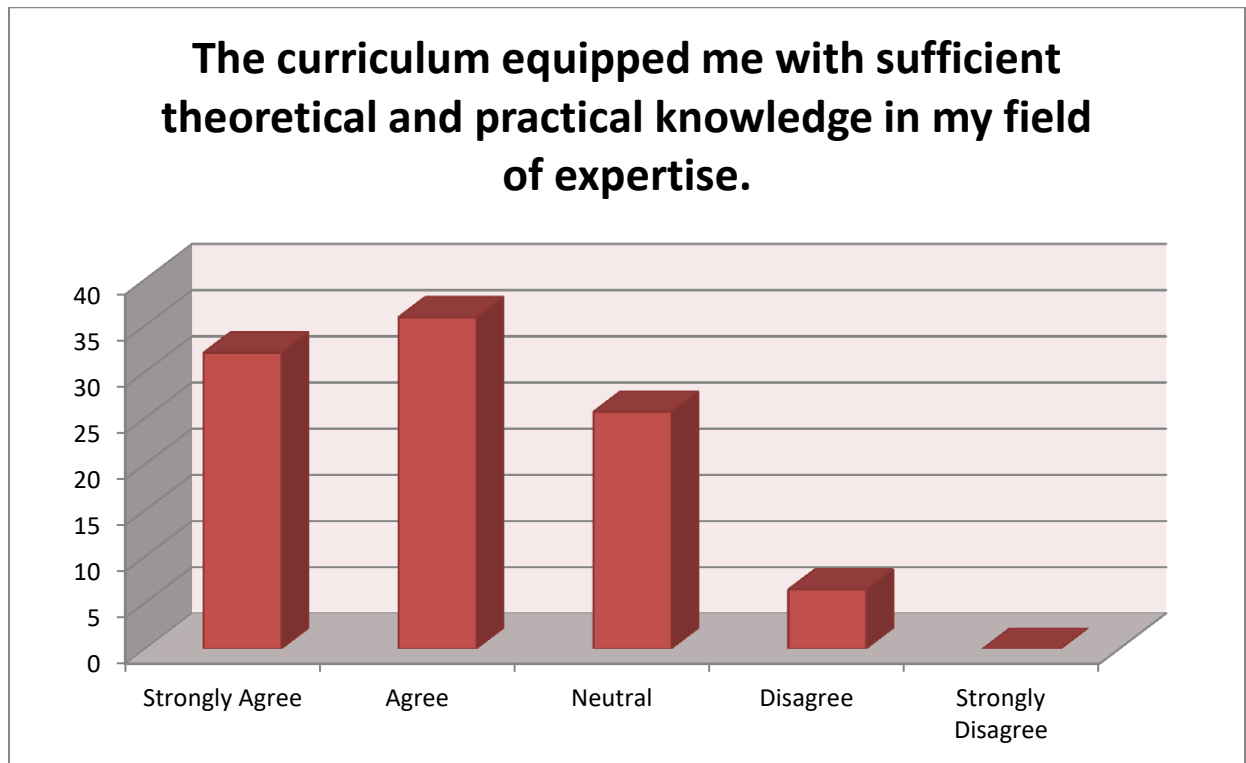


Fig.2. Percentage of responses the curriculum equipped me with sufficient theoretical and practical knowledge in my field of expertise.

Weighted Mean Score of Question No. 2 is 3.9 which fall in the Likert range of 'Agree' and hence it can be concluded that the Alumni agree that the curriculum equipped me with sufficient theoretical and practical knowledge in my field of expertise.

Question No: (3) The knowledge acquired in course curriculum can be effectively applied at your work place/real life situations.

Table 3: Responses on the knowledge acquired in course curriculum can be effectively applied at your work place/real life situations.

Responses	Strongly Agree 5	Agree 4	Neutral 3	Disagree 2	Strongly Disagree 1	Total
Number of Alumni	80	200	20	12	0	312
Percentage	25.64	64.01	6.41	3.84	0	100
Weighted Score	400	800	60	36	0	1294
Weighted Mean Score						4.15

The results to Question 3 are presented below in diagram as shown in Fig.3.

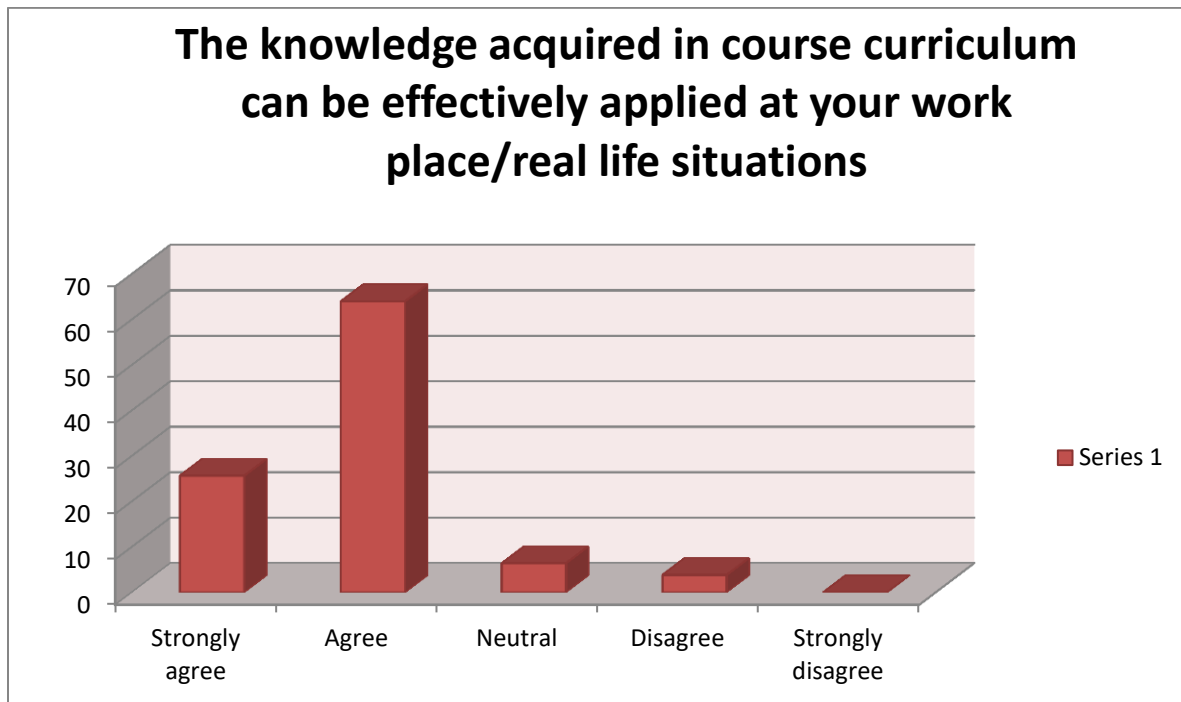


Fig.3. Percentage of responses the knowledge acquired in course curriculum can be effectively applied at your work place/real life situations.

Weighted Mean Score of Question No. 3 is 4.15 which lies between the Likert range of 3.4 to 4.2 i.e. range for 'Agree'. So, it is clear that the knowledge acquired in course curriculum can be effectively applied at your work place/real life situations.

Question No: (4) The program curriculum provided environment for exposure to IT skills.

Table 4: Responses on the program curriculum provided environment for exposure to IT skills.

Responses	Strongly Agree 5	Agree 4	Neutral 3	Disagree 2	Strongly Disagree 1	Total
Number of Alumni	159	100	41	12	0	312
Percentage	50.96	32.05	13.1	3.84	0	100
Weighted Score	795	400	123	24	0	1342
Weighted Mean Score						4.30

The results to Question 4 are presented below in diagram as shown in Fig.4.

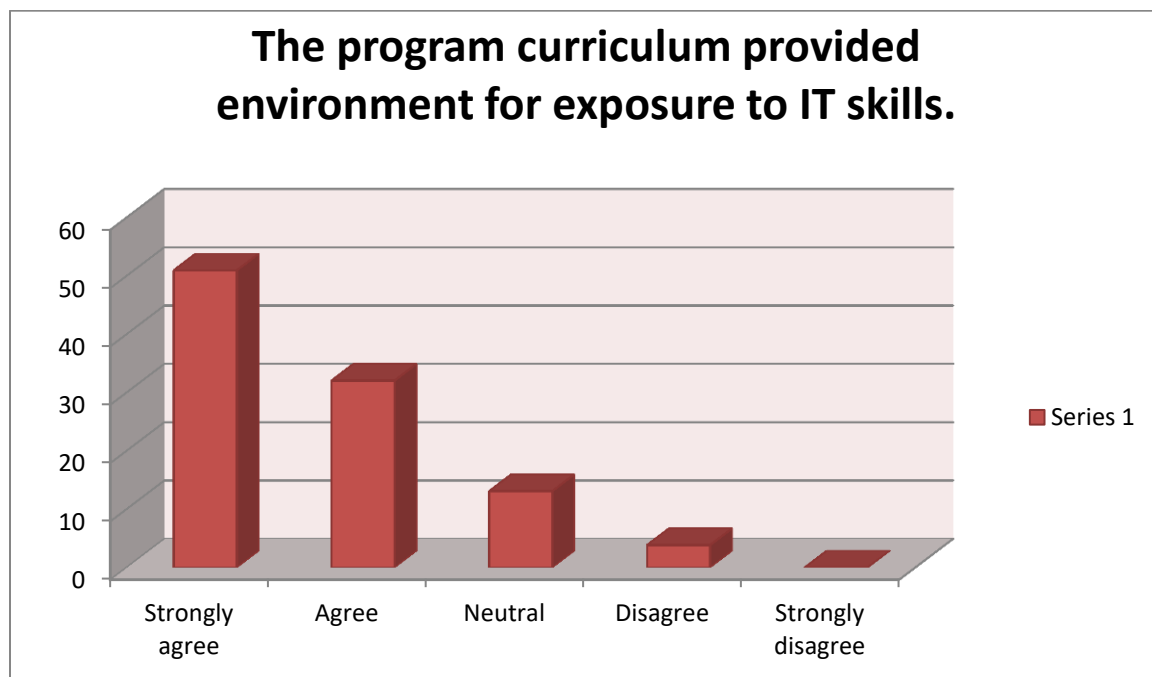


Fig.4. Percentage of responses program curriculum provided environment for exposure to IT skills.

Weighted Mean Score of Question No. 4 is 4.30 which lies between the Likert range of 3.4 to 4.2 i.e. range for 'Strongly Agree'. So, it is clear that program curriculum provided environment for exposure to IT skills.

Question No: (5) I was mentored while I was an on-going student and even after post-qualification.

Table 5: Responses on I was mentored while I was an on-going student and even after post-qualification

Responses	Strongly Agree	Agree	Neutral	Disagree	Strongly Disagree	Total
	5	4	3	2	1	
Number of Alumni	140	100	60	12	0	312
Percentage	44.8	32.05	33.33	3.84	0	100
Weighted Score	700	400	180	24	1	1304
Weighted Mean Score						4.17

The results to Question 5 are presented below in diagram as shown in Fig.5.

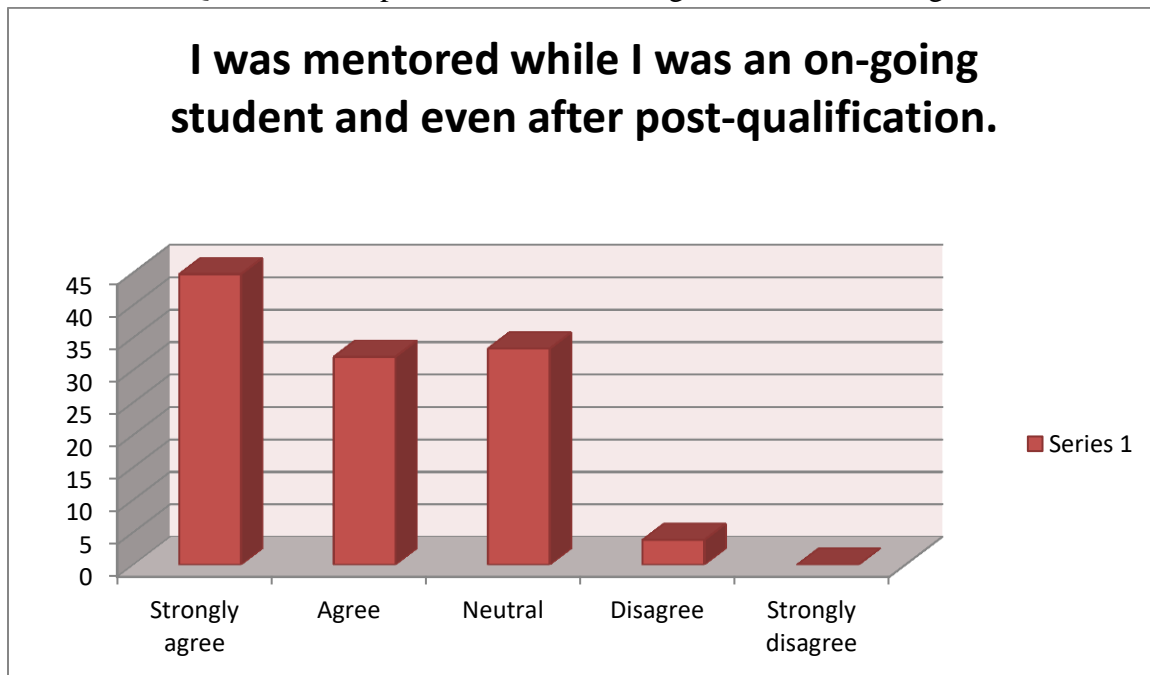


Fig.5. Percentage of responses on I was mentored while I was an on-going student and even after post-qualification

Weighted Mean Score of Question No. 5 is 4.17 which lies between the Likert range of 3.4 to 4.2 i.e. range for 'Agree'. So, it is clear that alumni were mentored while they were on-going student and even after post-qualification.

Question No: (6) The curriculum has instilled a strong sense of research aptitude.

Table 6: Responses on the curriculum has instilled a strong sense of research aptitude.

Responses	Strongly Agree 5	Agree 4	Neutral 3	Disagree 2	Strongly Disagree 1	Total
Number of Alumni	122	126	52	16	0	312
Percentage	39.1	40.38	16.67	5.1	0	100
Weighted Score	610	504	156	32	0	1292
Weighted Mean Score						4.14

The results to Question 6 are presented below in diagram as shown in Fig.6.

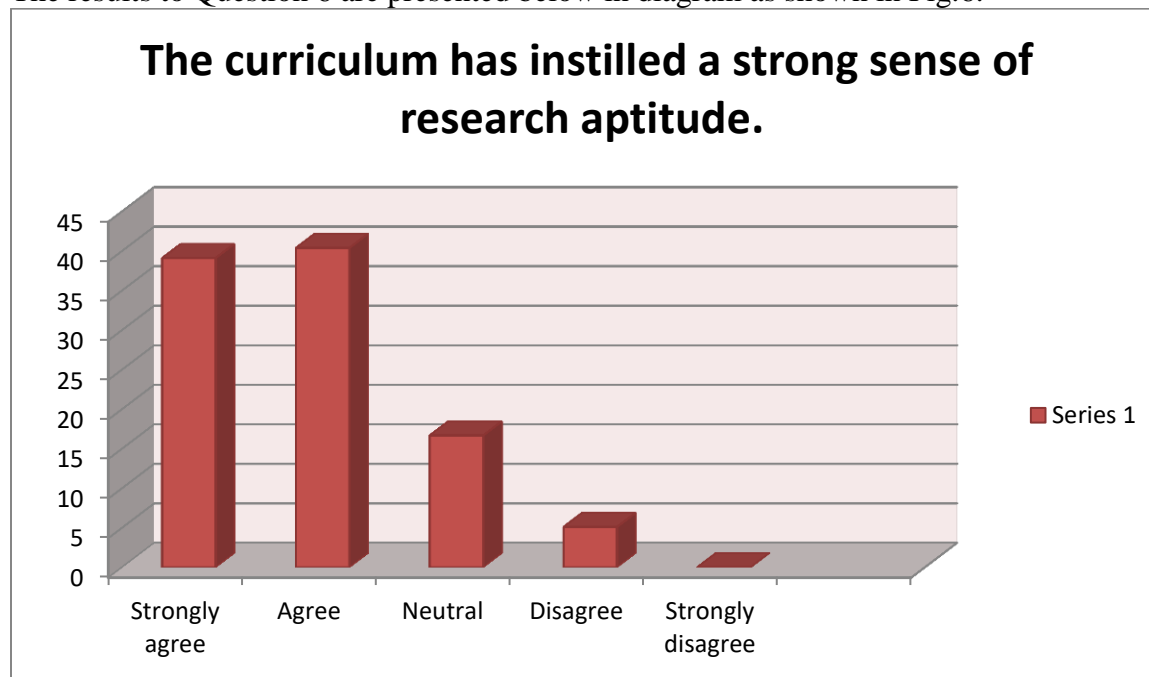


Fig.6. Percentage of responses on the curriculum has inculcated research aptitude in you

Weighted Mean Score of Question No. 6 is 4.14 which lies between the Likert range of 3.4 to 4.2 i.e. range for 'Agree'. So, it is clear the curriculum has inculcated research aptitude in the alumni.

Question No :(7) The College encourages students to participate in extracurricular activities.

Table 7: Responses on the college encourages students to participate in extracurricular activities.

Responses	Strongly Agree 5	Agree 4	Neutral 3	Disagree 2	Strongly Disagree 1	Total
Number of Alumni	140	120	40	10	2	312
Percentage	44.8	25	33.33	3.2	.64	100
Weighted Score	720	480	120	20	2	1342
Weighted Mean Score						4.3

The results to Question 7 are presented below in diagram as shown in Fig.7.

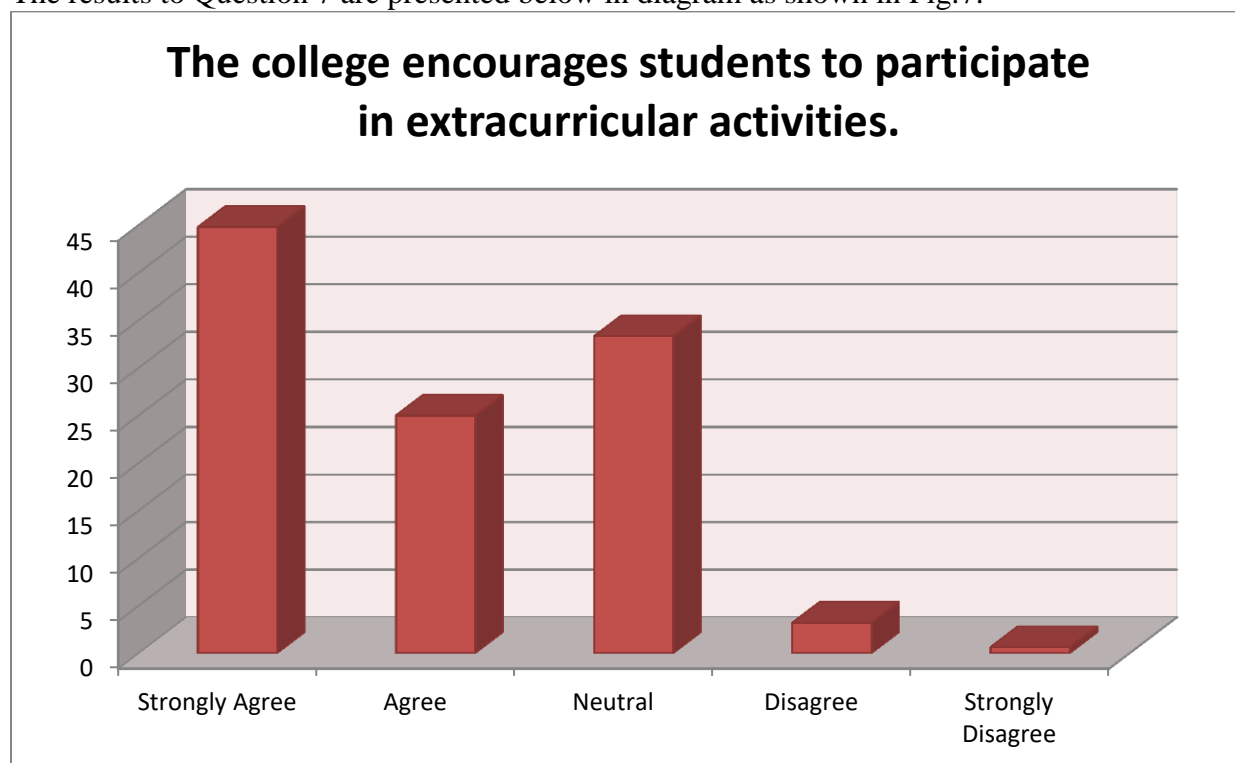


Fig.7. Percentage of responses the college encourages students to participate in extracurricular activities.

Weighted Mean Score of Question No. 2 is 4.3 which fall in the Likert range of ‘Agree’ and hence it can be concluded that the Alumni agree that the college encourages students to participate in extracurricular activities.

Conclusion

Following table and diagram present Weighted Mean Score on various questions:

Table 8: Weighted Mean Score of questions

S. No.	Parameters	Weighted Mean Score
1.	The curriculum contributed immensely towards your overall improvement.	4.0
2.	The curriculum equipped me with sufficient theoretical and practical knowledge in my field of expertise.	3.9
3.	The knowledge acquired in course curriculum can be effectively applied at your work place/real life situations	4.15
4.	The program curriculum provided environment for exposure to IT skills.	4.30

5.	I was mentored while I was an on-going student and even after post-qualification.	4.17
6.	The curriculum has instilled research aptitude in you.	4.14
7.	The college encourages students to participate in extracurricular activities.	4.3

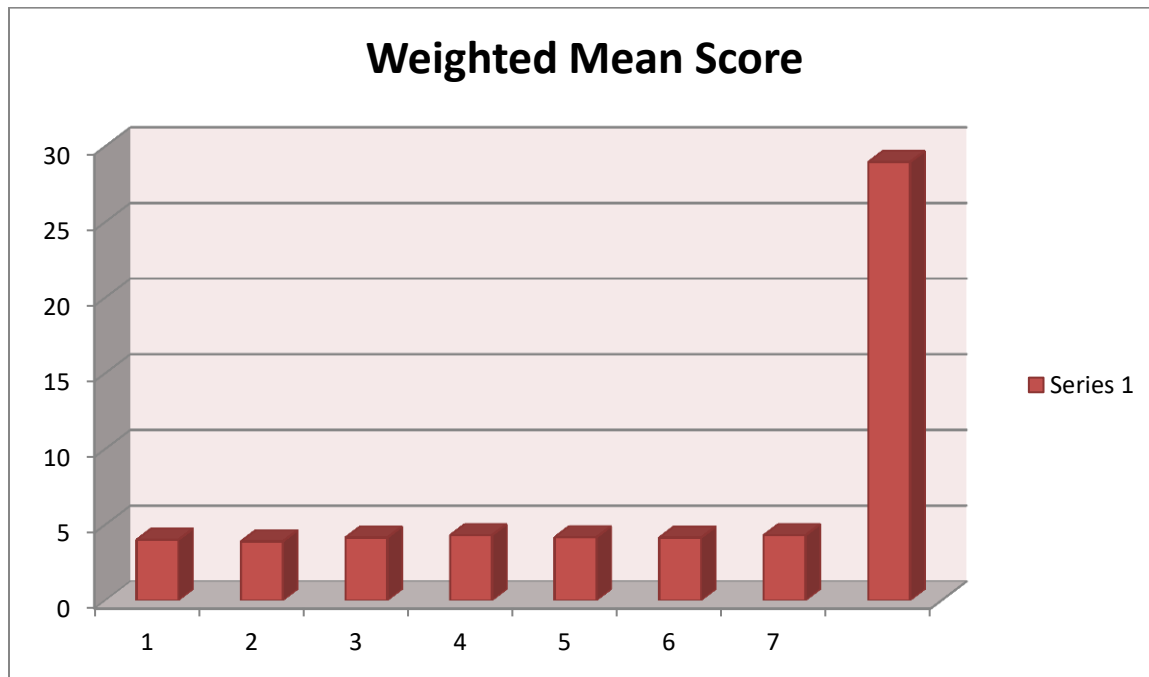


Fig.8. Weighted Mean Score

Table 8 and Fig 8 show that the average of Weighted Mean Score of all questions related to curriculum is 4.13 which lies between Likert range of 3.4 to 4.2, that is, the range for 'Agree', from which it can be concluded that on an average the majority of the alumni are happy with the curriculum. During the alumni meet, attendees expressed their pride in being part of this institution and affirmed their willingness to recommend the institution to their friends and relatives for enrollment.



KHALSA COLLEGE FOR WOMEN AMRITSAR

Faculty Feedback Analysis **(2023-2024)**

Report on Analysis of Faculty Feedback (2023-24)

Feedback from faculty regarding the design and review of the curriculum was obtained through a structured questionnaire consisting of seven questions on various aspects. The collected feedback was collated at the institute level, and significant suggestions, comments, and remarks provided by faculty members were considered for enhancing the curriculum, syllabi, and other services offered by the institute..

A five point Likert scale has been used with weights assigned from 1 to 5 to different levels as follows:

Strongly Disagree
Disagree
Neutral
Agree
Strongly Agree

The Range of each order or level is determined by the following formula:

(Highest point in Likert Scale- Lowest point in Likert Scale)/ Number of Levels Used

Therefore, Range= $(5-1)/5=4/5=0.8$

Hence,

Range for 'Strongly Disagree' is	1.0 to 1.8
Range for 'Disagree' is	1.8 to 2.6
Range for 'Neutral' is	2.6 to 3.4
Range for 'Agree' is	3.4 to 4.2
Range for 'Strongly Agree' is	4.2 to 5.0

Data Analysis and Interpretation

Following is the tabular analysis of each question showing number of faculty' responses on five point Likert scale, percentage of faculty' responses, weighted score and weighted mean score of each question.

Question No: (1) The curriculum aids in the acquisition of theoretical as well as practical knowledge.

Table 1: Responses on the curriculum aids in the acquisition of theoretical as well as practical knowledge

Responses	Strongly Agree 5	Agree 4	Neutral 3	Disagree 2	Strongly Disagree 1	Total
Number of Faculty	20	20	14	2	0	56
Percentage	35.7	35.7	25.00	3.57	0	100
Weighted Score	100	80	42	4	0	4.03
Weighted Mean Score						

The results to Question 1 are presented below in diagram as shown in Fig.1.

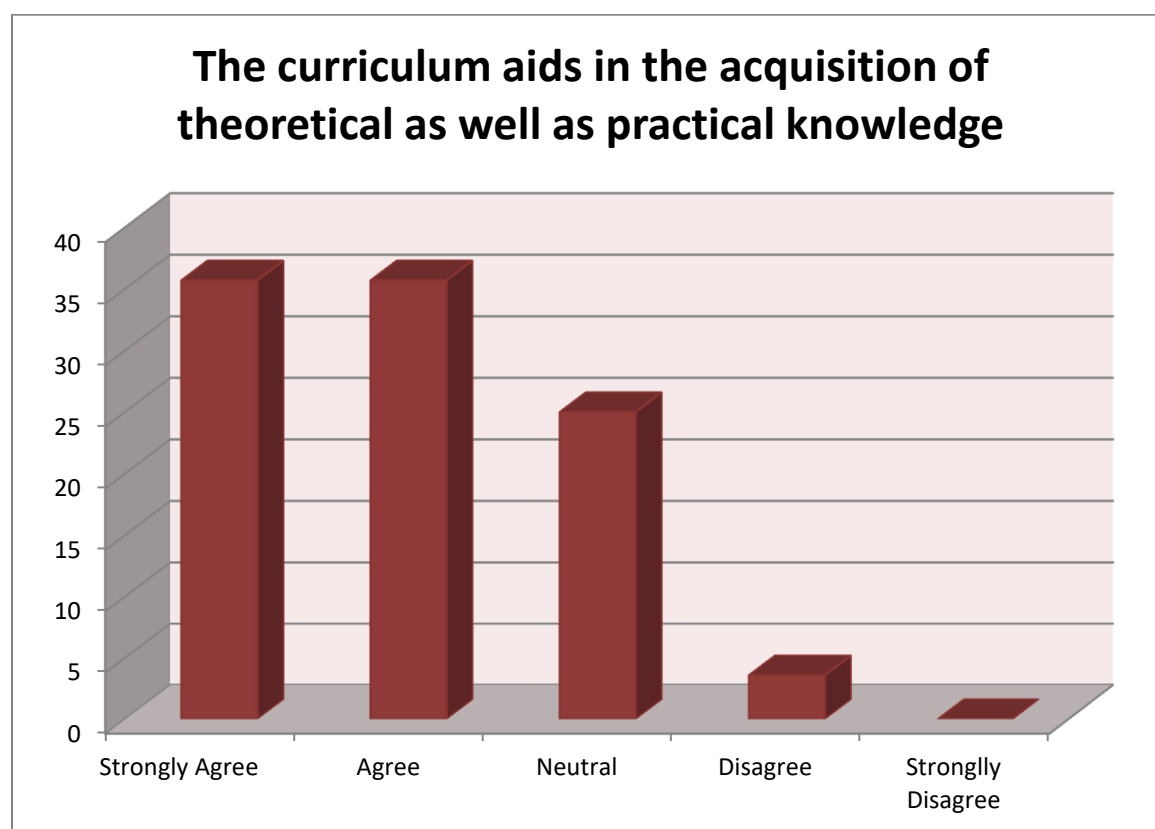


Fig.1. Percentage of responses on the curriculum aids in the acquisition of theoretical as well as practical knowledge

Here, it is also observed that Weighted Mean Score of Question No. 1 is 4.03 which lies between the Likert range of 3.4 to 4.2 i.e. range for 'Agree'. So, it can be concluded that there is agreement among faculty that the curriculum aids in the acquisition of theoretical as well as practical knowledge

Question No :(2) The curriculum is designed in such a way that it covers all of the relevant topics for the assigned subject.

Table 2: Responses on the curriculum is designed in such a way that it covers all of the relevant topics for the assigned subject.

Responses	Strongly Agree 5	Agree 4	Neutral 3	Disagree 2	Strongly Disagree 1	Total
Number of Faculty	35	15	6	0	0	56
Percentage	62.5	26.7	10.71	0	0	100
Weighted Score	175	60	18	0	0	4.51
Weighted Mean Score						

The results to Question 2 are presented below in diagram as shown in Fig.2.

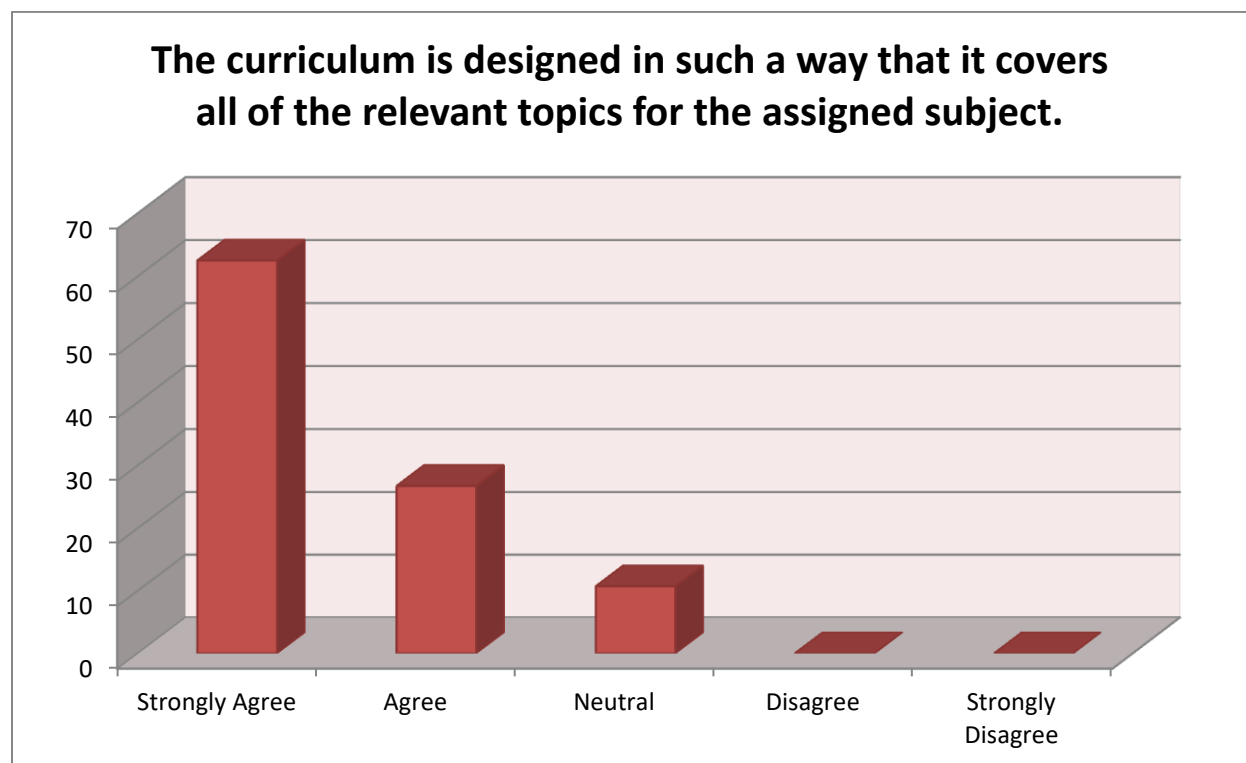


Fig.2. Percentage of responses on the curriculum is designed in such a way that it covers all of the relevant topics for the assigned subject.

Weighted Mean Score of Question No. 2 is 4.51 which fall in the Likert range of ‘Strongly Agree’ and hence it can be concluded that the faculty agree that the curriculum is designed in such a way that it covers all of the relevant topics for the assigned subject

Question No: (3) The curriculum is covered effectively in the allotted time period.

Table 3: Responses on the curriculum is covered effectively in the allotted time period..

Responses	Strongly Agree 5	Agree 4	Neutral 3	Disagree 2	Strongly Disagree 1	Total
Number of Faculty	40	10	6	0	0	56
Percentage	71.4	17.8	10.71	0	0	100
Weighted Score	200	40	18	0	0	4.60
Weighted Mean Score						

The results to Question 3 are presented below in diagram as shown in Fig.3.

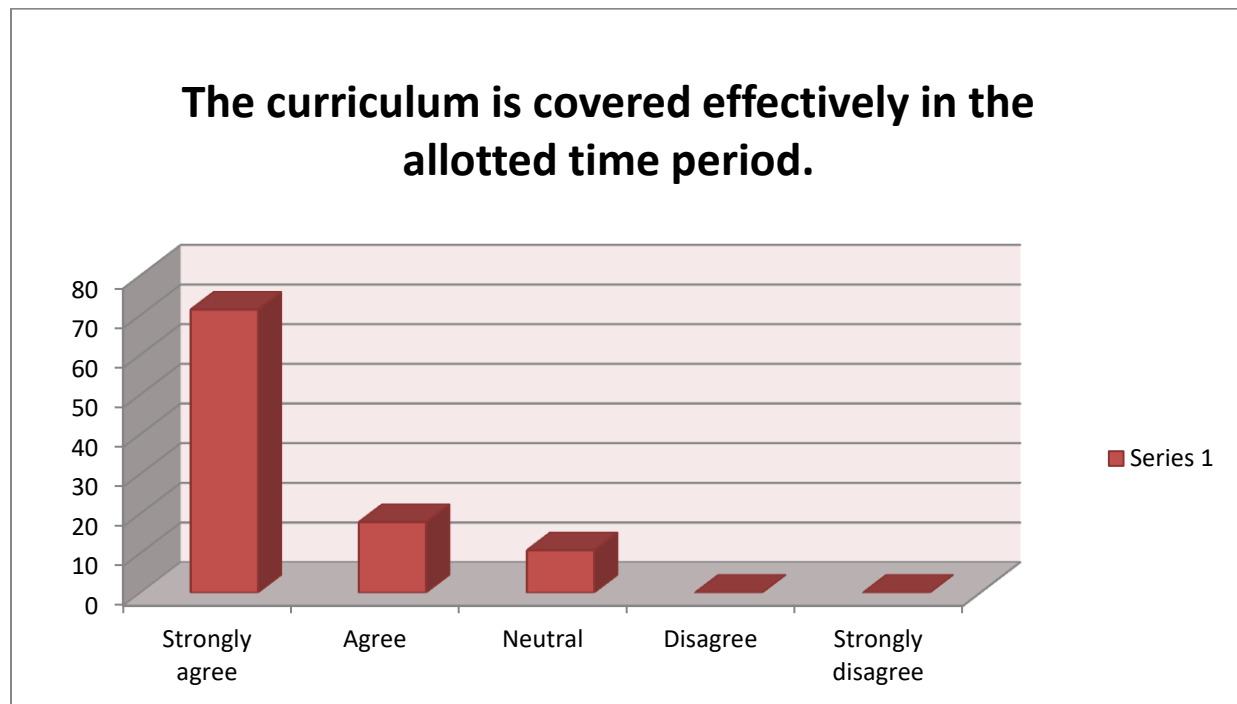


Fig.3. Percentage of responses on the curriculum is covered effectively in the allotted time period

Weighted Mean Score of Question No. 3 is 4.60 which lie between the Likert range of ‘Strongly Agree’. So, it is clear that the curriculum is covered effectively in the allotted time period

Question No: (4) In the current global scenario, the syllabus is suitable to bridge the gap between academics and industry/employers.

Table 4: Responses on In the current global scenario, the syllabus is suitable to bridge the gap between academics and industry/employers.

Responses	Strongly Agree	Agree	Neutral	Disagree	Strongly Disagree	Total
	5	4	3	2	1	
Number of Faculty	20	10	26	0	0	56
Percentage	35.71	17.8	46.42	0	0	100
Weighted Score	100	40	78	0	0	218
Weighted Mean Score						3.89

The results to Question 4 are presented below in diagram as shown in Fig.4.

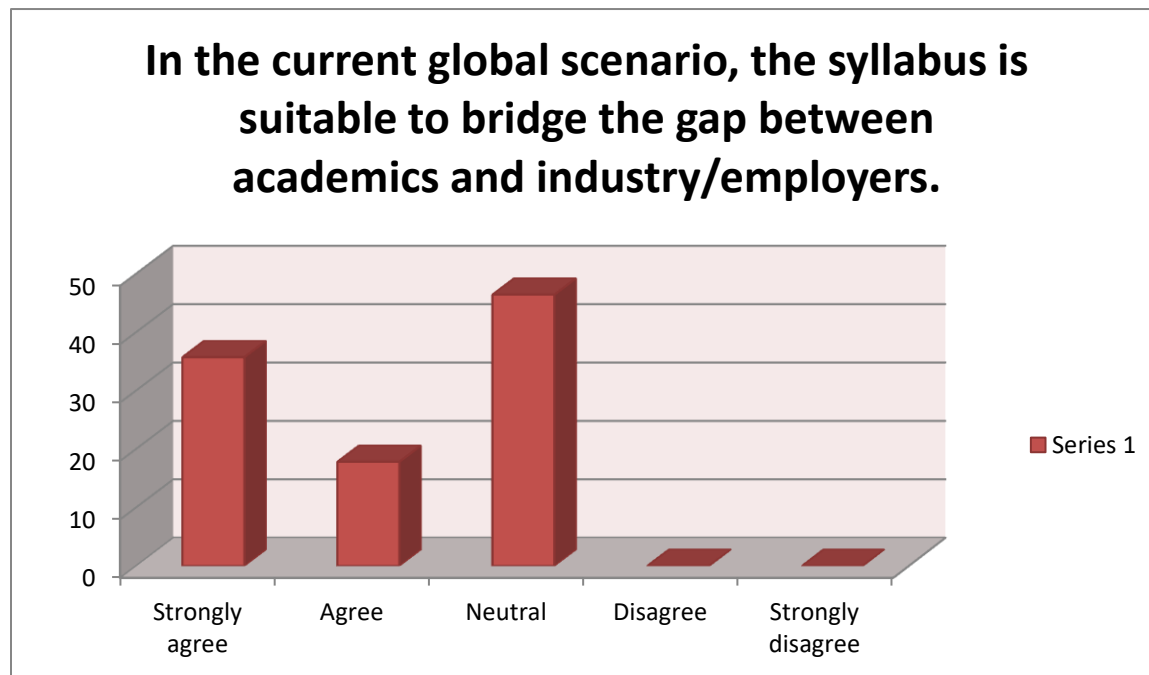


Fig.4. Percentage of responses on the course content is evenly distributed in all the units

Weighted Mean Score of Question No. 4 is 3.89 which lies between the Likert range of 3.4 to 4.2 i.e. range for 'Agree'. So, it is clear that in the current global scenario, the syllabus is suitable to bridge the gap between academics and industry/employers.

Question No: (5) The course content is evenly distributed in all the units.

Table 5: Responses on the course content is evenly distributed in all the units

Responses	Strongly Agree	Agree	Neutral	Disagree	Strongly Disagree	Total
	5	4	3	2	1	
Number of Faculty	18	30	8	0	0	56
Percentage	32.14	53.57	14.28	0	0	100
Weighted Score	90	120	24	0	0	4.17
Weighted Mean Score						

The results to Question 5 are presented below in diagram as shown in Fig.5.

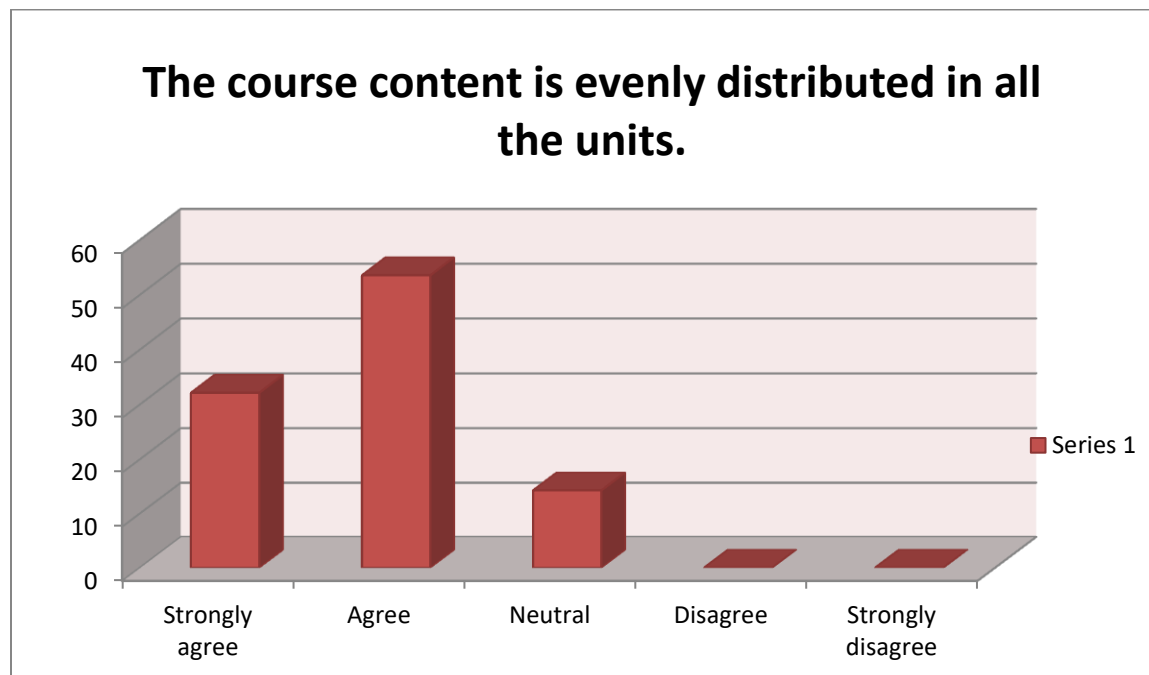


Fig.5. Percentage of responses on the course content is evenly distributed in all the units.

Weighted Mean Score of Question No. 5 is 4.17 which lies between the Likert range of 3.4 to 4.2 i.e. range for 'Agree'. So, it is clear that course content is evenly distributed in all the units

Question No: (6) Recent advancements are frequently upgraded and added in the curriculum.

Table 6: Responses on the recent advancements are frequently upgraded and added in the curriculum.

Responses	Strongly Agree	Agree	Neutral	Disagree	Strongly Disagree	Total
	5	4	3	2	1	
Number of Faculty	30	20	6	0	0	56
Percentage	53.57	35.71	10.71	0	0	100
Weighted Score	150	80	18	0	0	248
Weighted Mean Score						4.42

The results to Question 6 are presented below in diagram as shown in Fig.6.

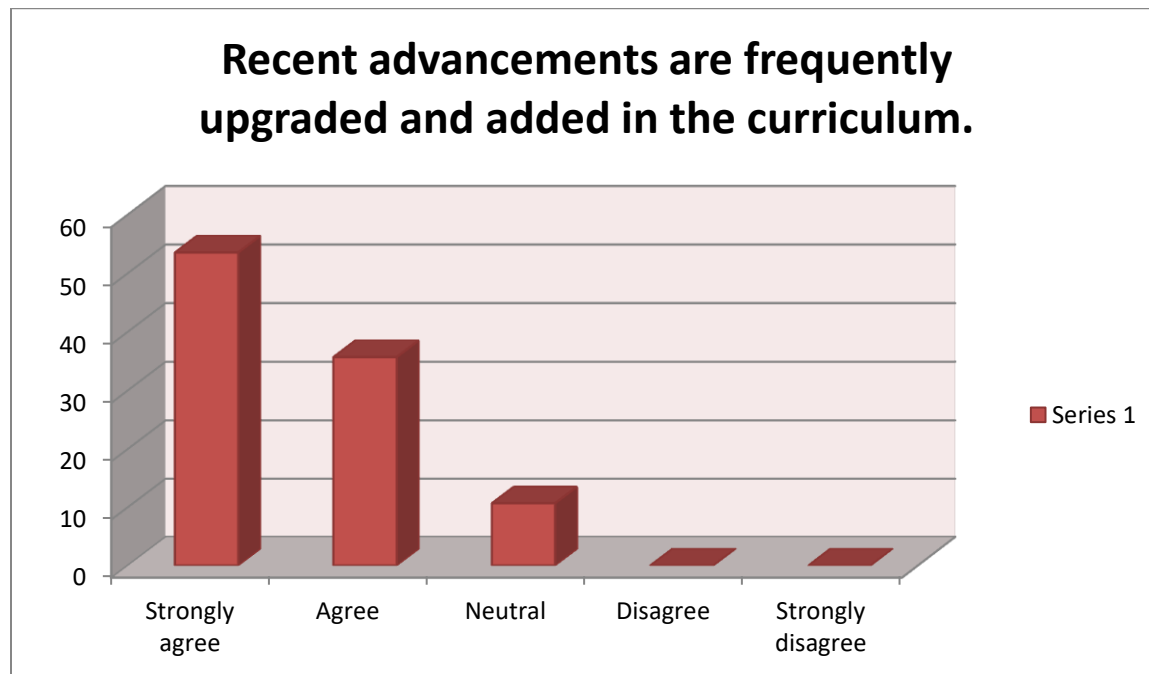


Fig.6. Percentage of responses on the recent advancements are frequently upgraded and added in the curriculum.

Weighted Mean Score of Question No. 6 is 4.42 which lies between the Likert range of 3 'Strongly Agree'. So, it is clear the recent advancements are frequently upgraded and added in the curriculum.

Question No: (7) The college library has sufficient books and reference materials for the topics included mentioned in the programme.

Table 7: Responses on the college library has sufficient books and reference materials for the topics included mentioned in the programme.

Responses	Strongly Agree 5	Agree 4	Neutral 3	Disagree 2	Strongly Disagree 1	Total
Number of Faculty	18	20	12	8	0	56
Percentage	32.14	35.71	21.42	14.28	0	100
Weighted Score	90	80	36	16	0	221
Weighted Mean Score						3.96

The results to Question 7 are presented below in diagram as shown in Fig.7.

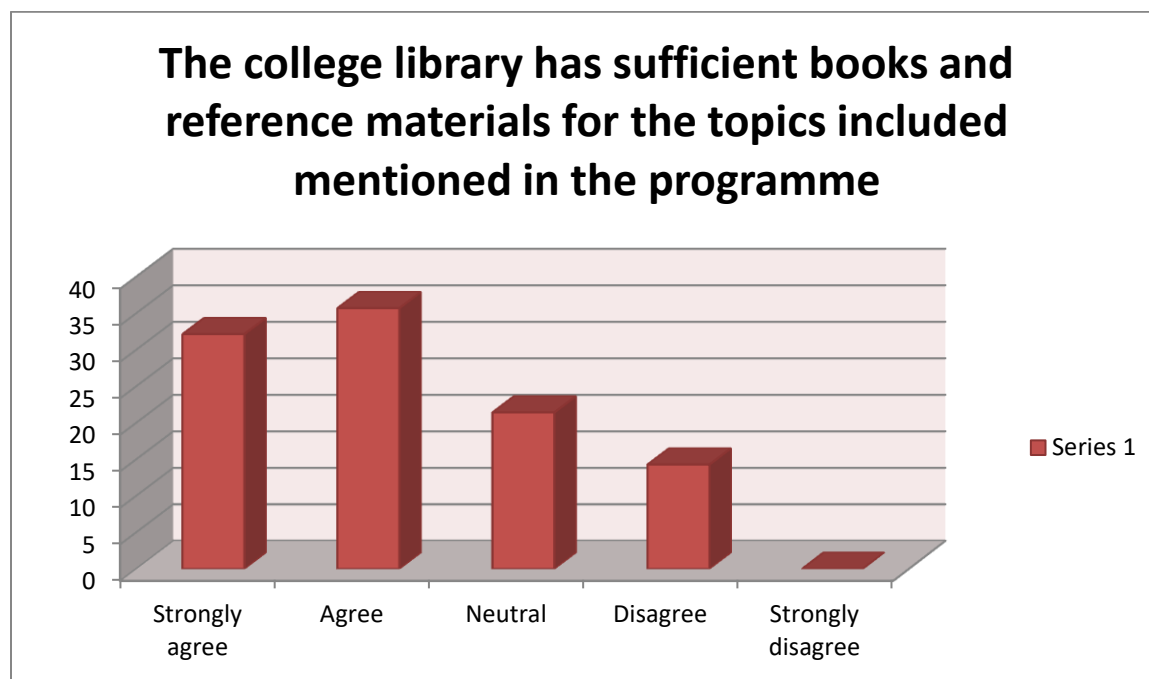


Fig.7. Percentage of responses on the college library has sufficient books and reference materials for the topics included mentioned in the programme.

Weighted Mean Score of Question No. 7 is 3.96 which lies between the Likert range of 3.4 to 4.2 i.e. range for 'Agree'. So, it is clear that the college library has sufficient books and reference materials for the topics included mentioned in the programme.

Conclusion

Following table and diagram present Weighted Mean Score on various questions:

Table 8: Weighted Mean Score of questions

S. No.	Parameters	Weighted Mean Score
1.	The curriculum aids in the acquisition of theoretical as well as practical knowledge.	4.03
2.	The curriculum is designed in such a way that it covers all of the relevant topics for the assigned subject.	4.51
3.	The curriculum is covered effectively in the allotted time period.	4.60
4.	In the current global scenario, the syllabus is suitable to bridge the gap between academics and industry/employers.	3.89
5.	The course content is evenly distributed in all the units.	4.17
6.	Recent advancements are frequently upgraded and added in the curriculum.	4.42
7.	The college library has sufficient books and reference materials for the topics included mentioned in the programme.	3.96



Fig.8. Weighted Mean Score

Table 8 and Fig 8 show that the average of Weighted Mean Score of all questions related to curriculum is 4.22 which lies between Likert range of 4.2 to 5.0, that is, the range for 'Strongly Agree', from which it can be concluded that on an average faculty member strongly agrees that the curriculum, content and syllabus designed by the University and its future prospects are adequate, updated and Recent advancements are frequently upgraded and added in the curriculum. In the current global scenario, the syllabus is suitable to bridge the gap between academics and industry/employers.



KHALSA COLLEGE FOR WOMEN AMRITSAR

Parents Feedback Analysis (2023-2024)

Report on Analysis of Parent's Feedback (2023-24)

The Internal Quality Assurance Cell (IQAC) of the college has been concentrating on quality improvement through structured feedback from parents, which provides vital information for enhancing the curriculum. Formal feedback from parents was collected, focusing on specific parameters related to course content. This feedback allows parents to comment on various aspects of the curriculum, offering valuable suggestions for its improvement. The data is thoroughly examined, and the suggestions are considered before being presented to the academic head at the semester-end meeting for discussion and potential implementation in the institution's future development. The feedback from parents on design and review of curriculum was obtained through Structured Questionnaire which included 8 questions on various aspects.

A five point Likert scale has been used with weights assigned from 1 to 5 to different levels as follows:

Strongly Disagree

Disagree

Neutral

Agree

Strongly Agree

The Range of each order or level is determined by the following formula:

(Highest point in Likert Scale- Lowest point in Likert Scale)/ Number of Levels Used

Therefore, Range= $(5-1)/5=4/5=0.8$

Hence,

Range for '**Strongly Disagree**' is **1.0 to 1.8**

Range for '**Disagree**' is **1.8 to 2.6**

Range for '**Neutral**' is **2.6 to 3.4**

Range for '**Agree**' is **3.4 to 4.2**

Range for '**Strongly Agree**' is **4.2 to 5.0**

Data Analysis and Interpretation

Following is the tabular analysis of each question showing number of parent responses on five point Likert scale, percentage of parent responses, weighted score and weighted mean score of each question.

Question No: (1) The curriculum being taught is relevant to the modern times and employability.

Table 1: Responses on the curriculum being taught is relevant to the modern times and employability.

Responses	Strongly Agree	Agree	Neutral	Disagree	Strongly Disagree	Total
-----------	----------------	-------	---------	----------	-------------------	-------

	5	4	3	2	1	
Number of Parents	112	98	104	4	0	318
Percentage	35.22	30.81	32.7	1.25	0	100
Weighted Score	560	392	312	8	0	1272
Weighted Mean Score						4.0

The results to Question 1 are presented below in diagram as shown in Fig.1.

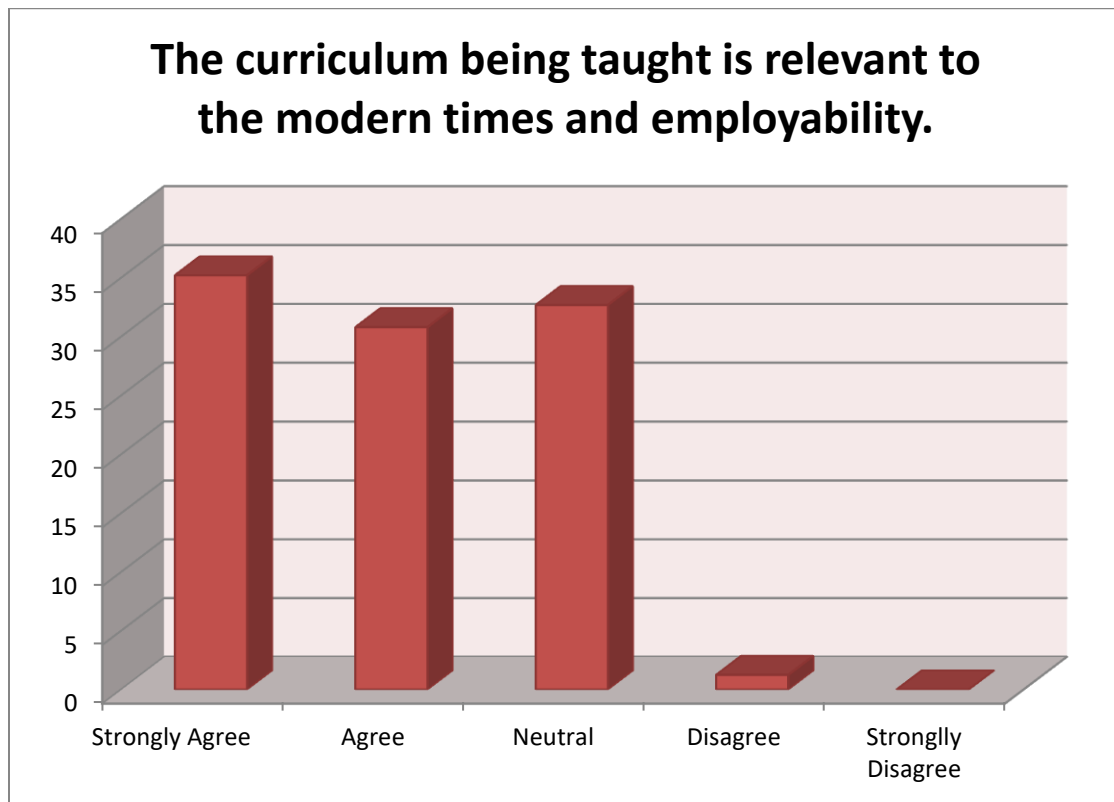


Fig.1. Percentage of responses on the curriculum being taught is relevant to the modern times and employability.

Here, it is also observed that Weighted Mean Score of Question No. 1 is 4.0 which lies between the Likert range of 3.4 to 4.2 i.e. range for 'Agree'. So, it can be concluded that there is agreement among parents that the curriculum being taught is relevant to the modern times and employability.

Question No :(2) The availability of reference material and books related to the curriculum being taught is sufficient in college library.

Table 2: Responses on the availability of reference material and books related to the curriculum being taught is sufficient in college library.

Responses	Strongly Agree 5	Agree 4	Neutral 3	Disagree 2	Strongly Disagree 1	Total
Number of Parents	86	212	18	0	0	318
Percentage	27.044	66.66	5.66	0	0	100
Weighted Score	430	848	54	0	0	1332
Weighted Mean Score						4.18

The results to Question 2 are presented below in diagram as shown in Fig.2.

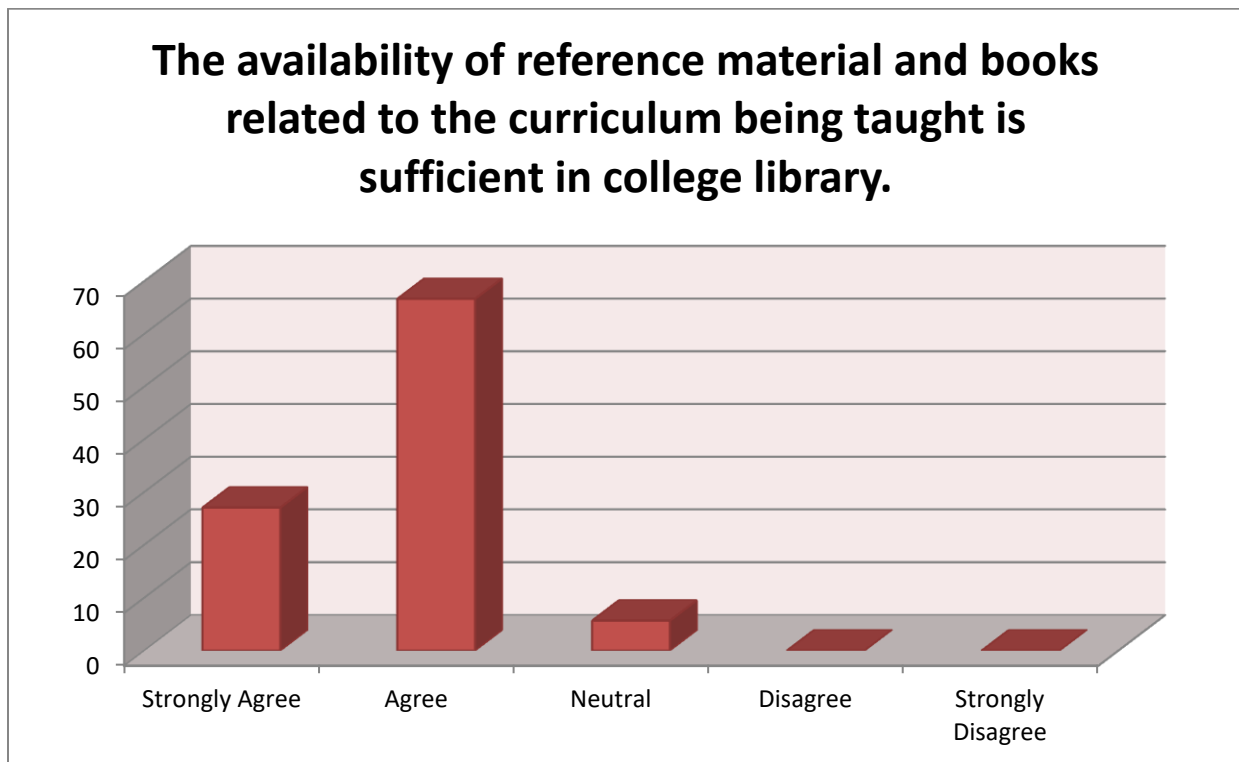


Fig.2. Percentage of responses on the availability of reference material and books related to the curriculum being taught is sufficient in college library.

Weighted Mean Score of Question No. 2 is 4.18 which fall in the Likert range of ‘Agree’ and hence it can be concluded that the availability of reference material and books related to the curriculum being taught is sufficient in college library.

Question No: (3) The curriculum has been designed in such a way that your ward is comfortable coping with the workload of the college.

Table 3: Responses on the curriculum has been designed in such a way that your ward is comfortable coping with the workload of the college.

Responses	Strongly Agree 5	Agree 4	Neutral 3	Disagree 2	Strongly Disagree 1	Total
Number of Parents	32	220	48	15	3	318
Percentage	10.06	69.18	15.09	4.71	.94	100
Weighted Score	160	880	144	30	3	1217
Weighted Mean Score						3.8

The results to Question 3 are presented below in diagram as shown in Fig.3.

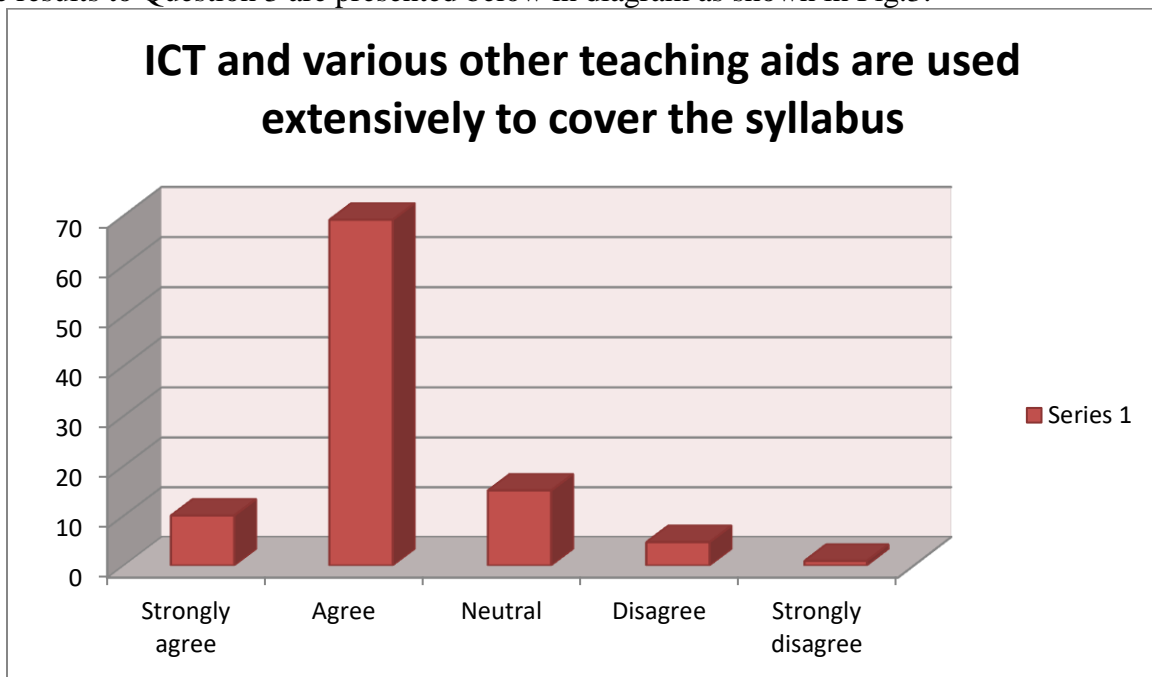


Fig.3. Percentage of responses on the curriculum has been designed in such a way that your ward is comfortable coping with the workload of the college

Weighted Mean Score of Question No. 3 is 3.8 which lies between the Likert range of 3.4 to 4.2 i.e. range for 'Agree'. So, it is clear that the curriculum has been designed in such a way that your ward is comfortable coping with the workload of the college.

Question No: (4) The college provides excellent counseling and guidance to the students.

Table 4: Responses on the college provides excellent counseling and guidance to the students.

Responses	Strongly Agree 5	Agree 4	Neutral 3	Disagree 2	Strongly Disagree 1	Total
Number of Parents	40	212	48	15	3	318
Percentage	12.57	66.66	15.09	4.71	.94	100
Weighted Score	200	848	144	30	3	1225
Weighted Mean Score						3.85

The results to Question 4 are presented below in diagram as shown in Fig.4.

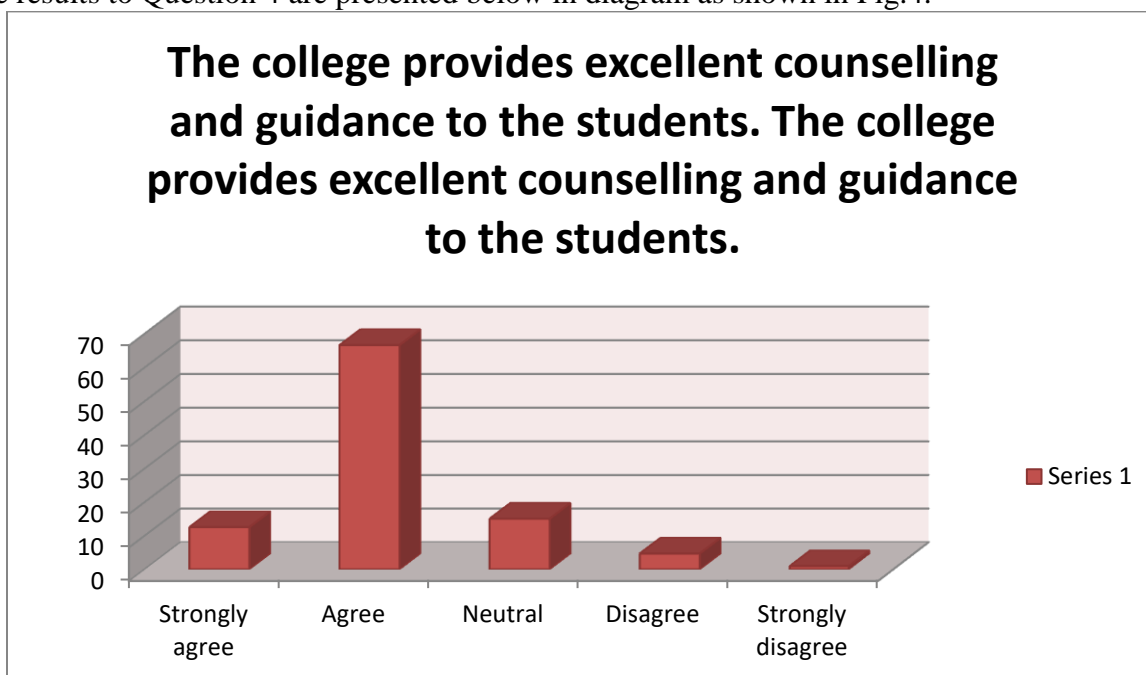


Fig.4. Percentage of responses on the college provides excellent counselling and guidance to the students.

Weighted Mean Score of Question No. 4 is 3.85 which lies between the Likert range of 3.4 to 4.2 i.e. range for 'Agree'. So, it is clear that the college provides excellent counselling and guidance to the students.

Question No: (5) The college has a sufficient number of curriculum based e-resources.

Table 5: Responses on the college has a sufficient number of curriculum based e-resources.

Responses	Strongly Agree	Agree	Neutral	Disagree	Strongly Disagree	Total
	5	4	3	2	1	
Number of Parents	45	207	45	18	3	318
Percentage	14.15	65.09	14.15	5.66	.94	100
Weighted Score	180	828	135	36	3	1182
Weighted Mean Score						3.71

The results to Question 5 are presented below in diagram as shown in Fig.5.

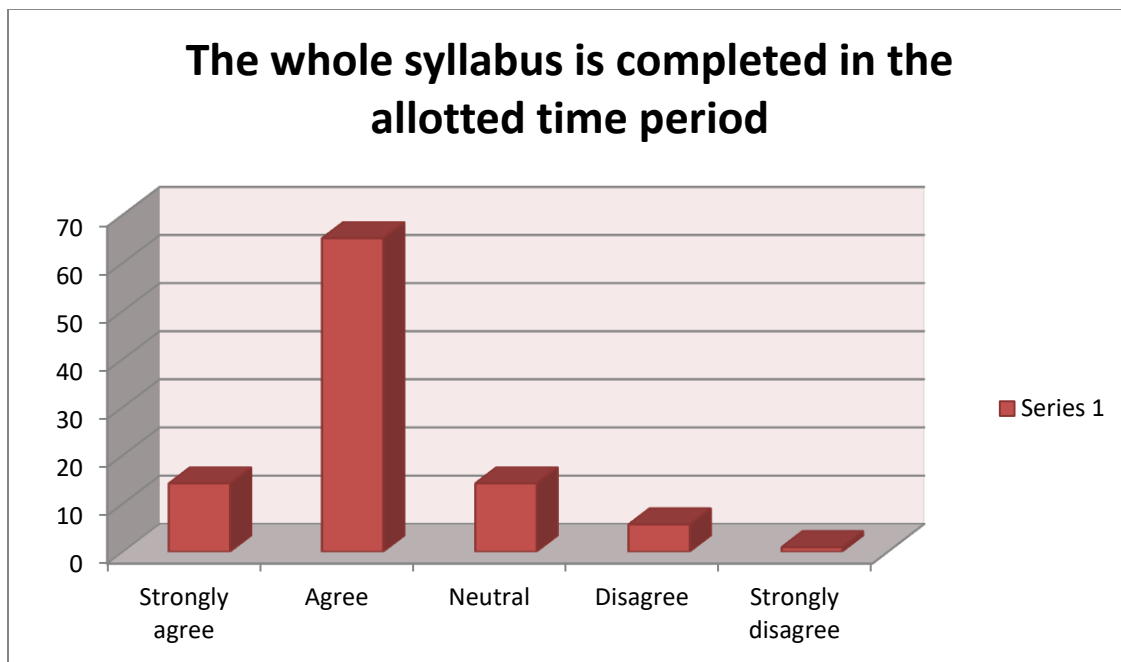


Fig.5. Percentage of responses on the college has a sufficient number of curriculum based e-resources.

Weighted Mean Score of Question No. 5 is 3.71 which lies between the Likert range of 3.4 to 4.2 i.e. range for 'Agree'. So, it is clear that the college has a sufficient number of curriculum based e-resources.

Question No: (6) There is enhancement in soft skills, knowledge, moral code, integrity in your ward while studying in college.

Table 6: Responses on there is enhancement in soft skills, knowledge, moral code, integrity in your ward while studying in college.

Responses	Strongly Agree 5	Agree 4	Neutral 3	Disagree 2	Strongly Disagree 1	Total
Number of Parents	40	212	50	13	3	318
Percentage	12.57	66.66	15.72	4.08	.94	100
Weighted Score	200	848	150	26	3	1227
Weighted Mean Score						3.85

The results to Question 6 are presented below in diagram as shown in Fig.6.

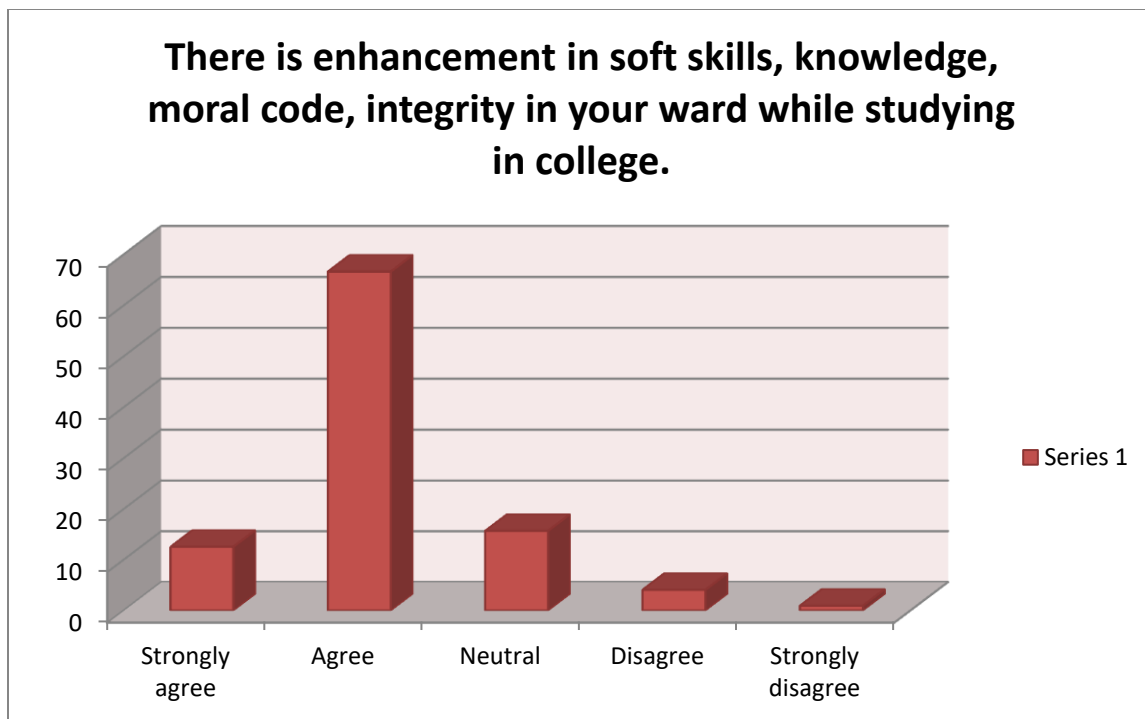


Fig.6. Percentage of responses on the Electives offered in the curriculum are supportive to the core papers

Weighted Mean Score of Question No. 6 is 3.85 which lies between the Likert range of 3.4 to 4.2 i.e. range for 'Agree'. So, it is clear that there is enhancement in soft skills, knowledge, moral code, integrity in your ward while studying in college.

Question No: (7) The overall ambience of the college is excellent.

Table 7: Responses on The overall ambience of the college is excellent

Responses	Strongly Agree 5	Agree 4	Neutral 3	Disagree 2	Strongly Disagree 1	Total
Number of Parents	150	120	38	10	0	318
Percentage	47.16	37.73	11.94	3.144	0	100
Weighted Score	750	480	114	20	0	1364
Weighted Mean Score						4.28

The results to Question 7 are presented below in diagram as shown in Fig.7.

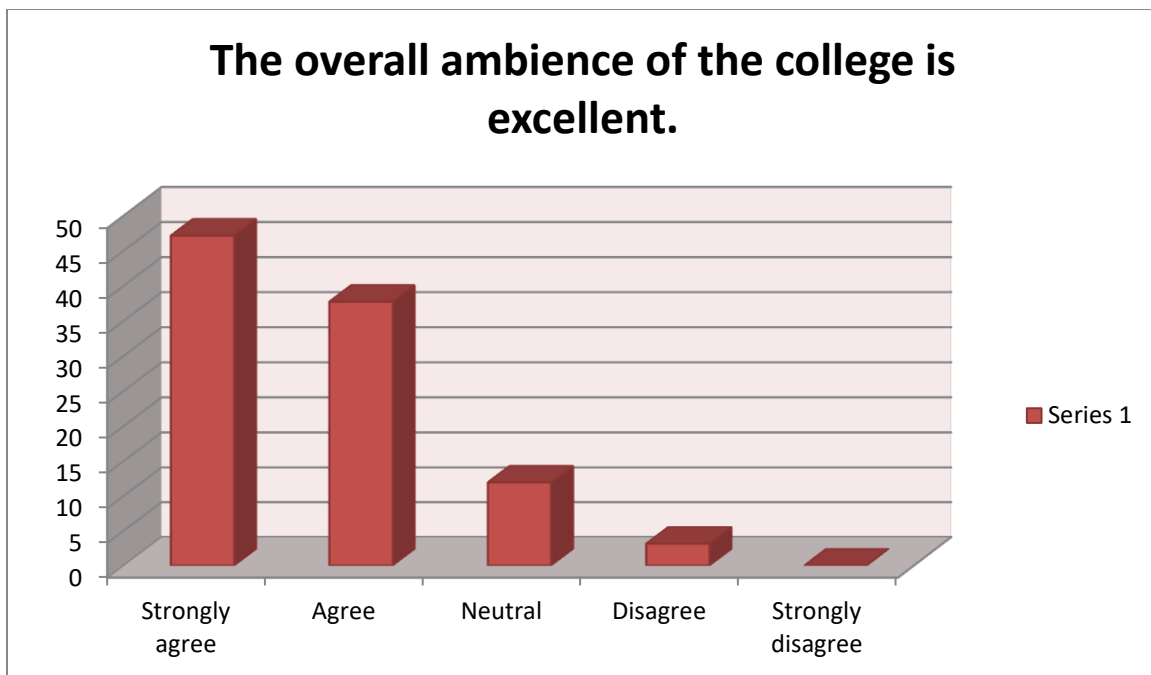


Fig.7. Percentage of responses on the overall ambience of the college is excellent..

Weighted Mean Score of Question No. 7 is 4.28 which lies between the Likert range of ‘Strongly Agree’. So, it is clear that the overall ambience of the college is excellent

Question No: (8) The college makes considerable efforts for the holistic growth of the students

Table 8: The College makes considerable efforts for the holistic growth of the students

Responses	Strongly Agree	Agree	Neutral	Disagree	Strongly Disagree	Total
	5	4	3	2	1	
Number of Parents	50	220	48	0	0	318
Percentage	15.72	69.18	15.09	0	0	100
Weighted Score	250	880	144	0	0	1274
Weighted Mean Score						4.0

The results to Question 8 are presented below in diagram as shown in Fig.5.

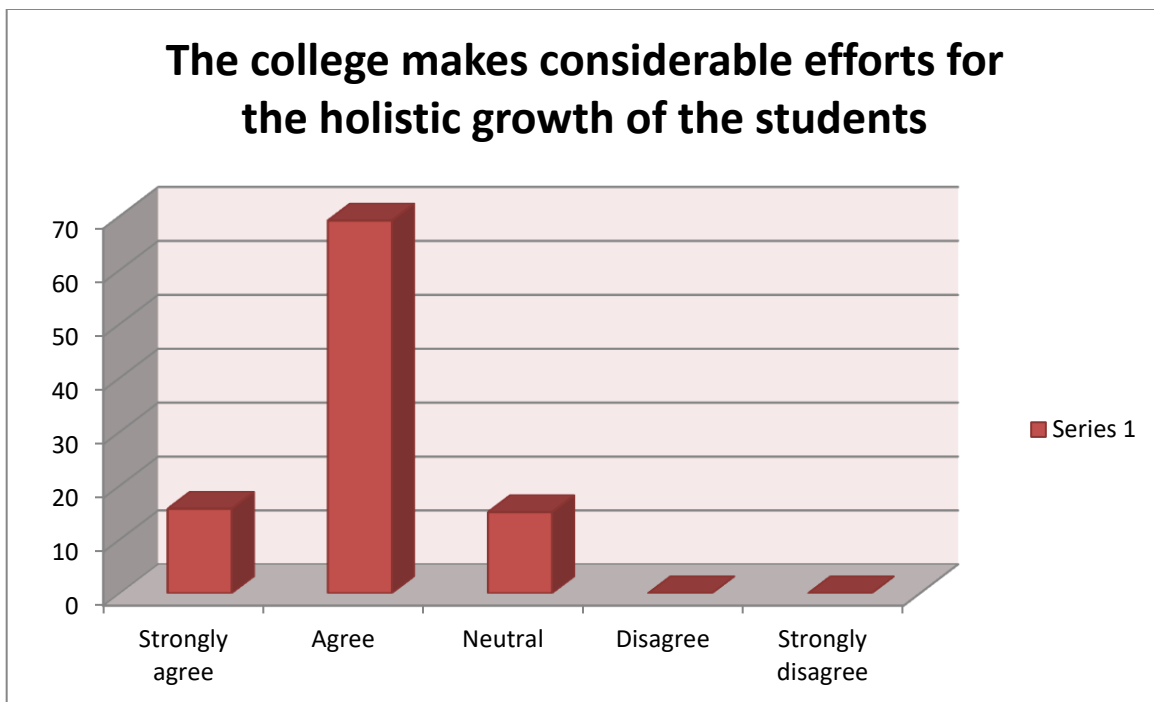


Fig.8. Percentage of responses on the college makes considerable efforts for the holistic growth of the students

Weighted Mean Score of Question No. 8 is 4.0 which lies between the Likert range of 3.4 to 4.2 i.e. range for 'Agree'. So, it is clear that the college makes considerable efforts for the holistic growth of the students.

Conclusion

Following table and diagram present Weighted Mean Score on various questions:

Table 9: Weighted Mean Score of questions

S. No.	Parameters	Weighted Mean Score
1.	The curriculum being taught is relevant to the modern times and employability.	4.0
2.	The availability of reference material and books related to the curriculum being taught is sufficient in college library.	4.18
3.	The curriculum has been designed in such a way that your ward is comfortable coping with the workload of the college.	3.8
4.	The college provides excellent counselling and guidance to the students.	4.85

5.	The college has a sufficient number of curriculum based e-resources.	3.71
6.	There is enhancement in soft skills, knowledge, moral code, integrity in your ward while studying in college.	3.85
7.	The overall ambience of the college is excellent.	4.28
8.	The college makes considerable efforts for the holistic growth of the students.	4.0



Fig.9. Weighted Mean Score

Table 9 and Fig 9 show that the average of Weighted Mean Score of all questions related to curriculum is 4.08 which lies between Likert range of 3.4 to 4.2, that is, the range for 'Agree', from which it can be concluded that on an average parents agree that the curriculum, content and syllabus designed by the University and its future prospects are adequate, updated and relevant to present employment scenario and enhance their knowledge and skills.



KHALSA COLLEGE FOR WOMEN AMRITSAR

Employer Feedback Analysis **(2023-2024)**

Report on Analysis of Employer Feedback (2023-24)

The feedback from Employer on design and review of curriculum was obtained through Structured Questionnaire which included 6 questions on various aspects. It targeted issues like necessity of additions and deletions in the curriculum in connection with theory and practical parts of the syllabus. The responses were also taken from them about the weightage of the syllabus in terms of marks distribution

A five point Likert scale has been used with weights assigned from 1 to 5 to different levels as follows:

Strongly Disagree

Disagree

Neutral

Agree

Strongly Agree

The Range of each order or level is determined by the following formula:

(Highest point in Likert Scale- Lowest point in Likert Scale)/ Number of Levels Used

Therefore, Range= $(5-1)/5=4/5=0.8$

Hence,

Range for 'Strongly Disagree' is **1.0 to 1.8**

Range for 'Disagree' is **1.8 to 2.6**

Range for 'Neutral' is **2.6 to 3.4**

Range for 'Agree' is **3.4 to 4.2**

Range for 'Strongly Agree' is **4.2 to 5.0**

Data Analysis and Interpretation

Following is the tabular analysis of each question showing number of Employer' responses on five point Likert scale, percentage of Employer' responses, weighted score and weighted mean score of each question.

Question No: (1) The curriculum is designed in such a way that it covers all of the relevant topics to meet industry standards.

Table 1: Responses on the design of the curriculum is designed in such a way that it covers all of the relevant topics to meet industry standards.

Responses	Strongly Agree 5	Agree 4	Neutral 3	Disagree 2	Strongly Disagree 1	Total
Number of Employer	2	3	4	1	0	9
Percentage	22.2	33.3	44.4	11.11	0	100
Weighted Score	10	12	12	2	0	36
Weighted Mean Score						4.0

The results to Question 1 are presented below in diagram as shown in Fig.1.

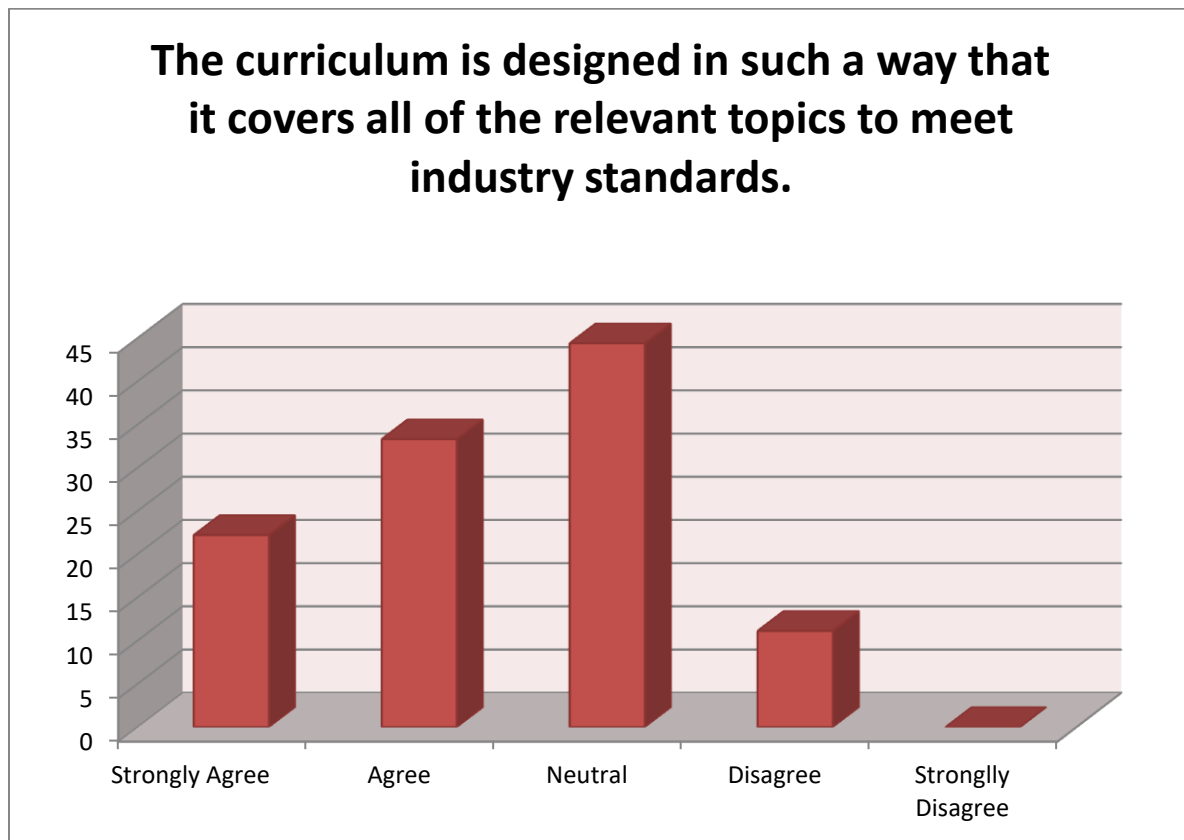


Fig.1. Percentage of responses on the design of the curriculum is designed in such a way that it covers all of the relevant topics to meet industry standards.

Here, it is also observed that Weighted Mean Score of Question No. 1 is 4.0 which lies between the Likert range of 3.4 to 4.2 i.e. range for 'Agree'. So, it can be concluded that the design of the curriculum is appropriate to cover all the relevant topics required to meet industry standards.

Question No: (2) The curriculum enhances technical skills of college students.

Table 2: Responses on the curriculum enhances technical skills of college students.

Responses	Strongly Agree	Agree	Neutral	Disagree	Strongly Disagree	Total
	5	4	3	2	1	
Number of Employer	3	3	3	0	0	9
Percentage	33.3	33.3	33.3	0	0	100
Weighted Score	15	12	9	2	1	39
Weighted Mean Score						4.3

The results to Question 2 are presented below in diagram as shown in Fig.2.

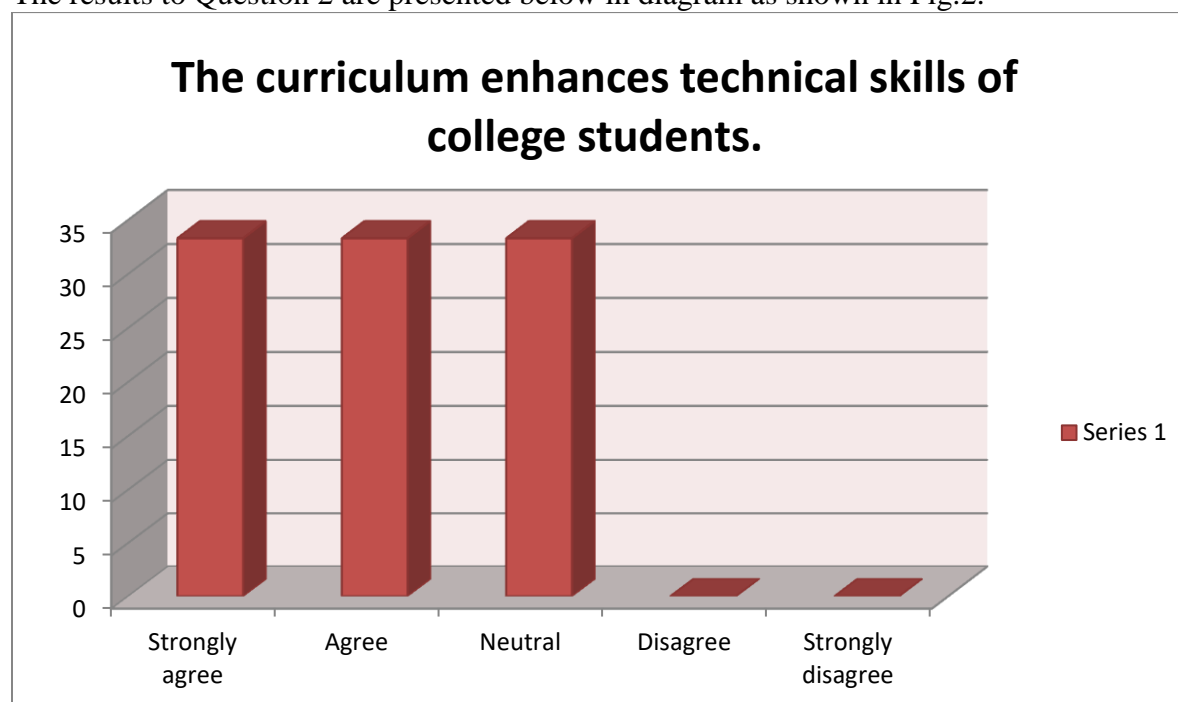


Fig2. Percentage of responses the curriculum enhances technical skills of college students.

Weighted Mean Score of Question No. 2 is 4.3 which lies between the Likert range of 'Strongly Agree'. So, it is clear that the curriculum enhances the ability to access, evaluate and synthesize information

Question No: (3) The curriculum focuses on ability to solve work place problems.

Table3: Responses on the curriculum enhances technical skills of college students.

Responses	Strongly Agree	Agree	Neutral	Disagree	Strongly Disagree	Total
	5	4	3	2	1	
Number of Employer	4	3	2	0	0	9
Percentage	44.4	33.3	22.2	0	0	100
Weighted Score	20	12	6	2	0	40
Weighted Mean Score						4.4

The results to Question 3 are presented below in diagram as shown in Fig.3.

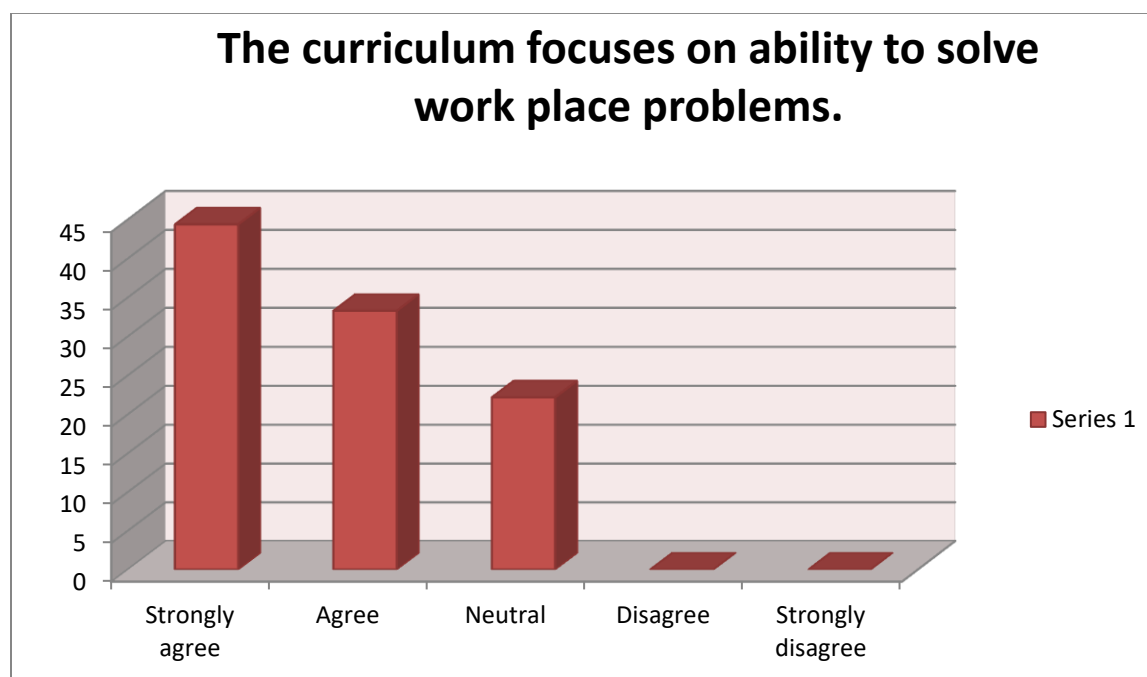


Fig.3 Percentage of responses on the curriculum focuses on ability to solve work place problems

Weighted Mean Score of Question No. 3 is 4.4 which lies between the Likert range of 'Strongly Agree'. So, it is clear that the curriculum focuses on ability to solve work place problems

Question No: (4) The curriculum promotes the use of workplace equipment.

Table 45: Responses on the curriculum promotes the use of workplace equipment.

Responses	Strongly Agree	Agree	Neutral	Disagree	Strongly Disagree	Total
	5	4	3	2	1	
Number of Employer	5	2	1	1	0	9
Percentage	55.5	22.2	11.11	11.11	0	100
Weighted Score	25	8	3	2	0	38
Weighted Mean Score						4.2

The results to Question 4 are presented below in diagram as shown in Fig.4.

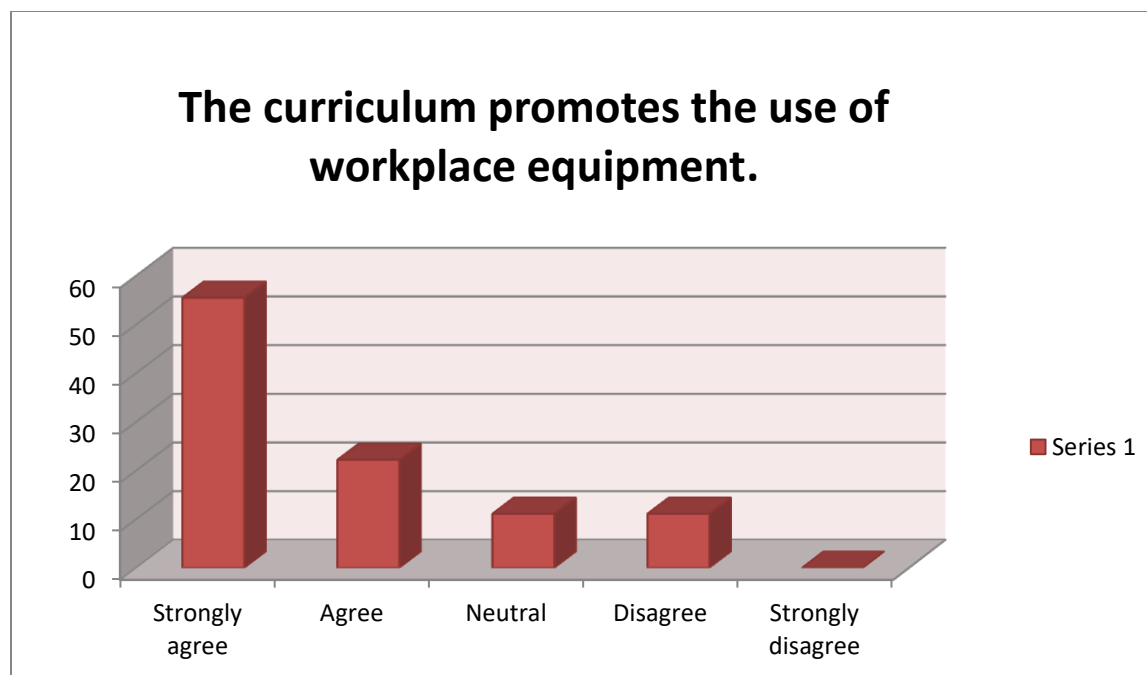


Fig.4. Percentage of responses on the curriculum promotes the use of workplace equipment

Weighted Mean Score of Question No. 4 is 4.2 which lies between the Likert range of 3.4 to 4.2 i.e. range for 'Agree'. So, it is clear that the curriculum promotes the use of workplace equipment.

Question No: (5) The syllabus is adequate to develop the soft skills required to link the gap between academia and industry/employers in the current global scenario.

Table 5: Responses on the syllabus is adequate to develop the soft skills required to link the gap between academia and industry/employers in the current global scenario.

Responses	Strongly Agree	Agree	Neutral	Disagree	Strongly Disagree	Total
	5	4	3	2	1	
Number of Employer	2	2	3	2	0	9
Percentage	22.22	22.22	33.33	22.22	0	100
Weighted Score	10	8	9	4	1	32
Weighted Mean Score						3.5

The results to Question 5 are presented below in diagram as shown in Fig.5.

The syllabus is adequate to develop the soft skills required to link the gap between academia and industry/employers in the current global scenario.

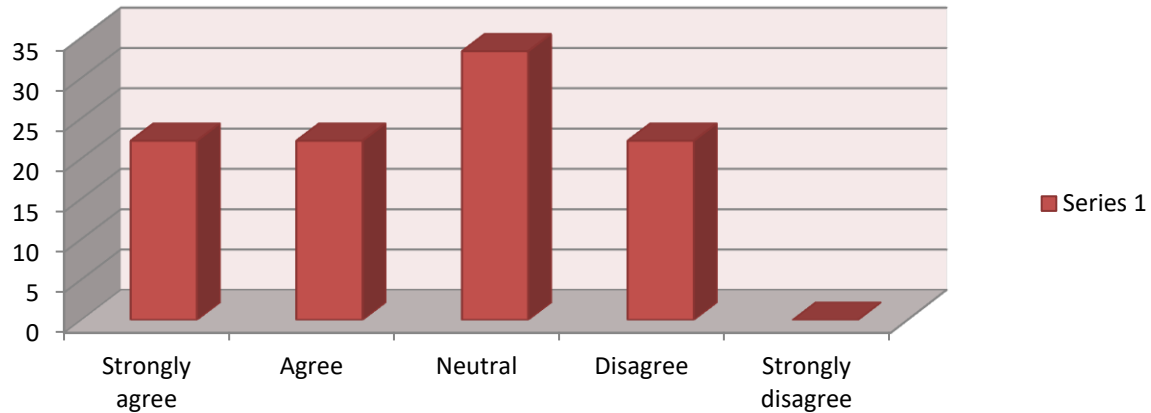


Fig 5. Percentage of responses on the curriculum promotes the use of workplace equipment.

Weighted Mean Score of Question No. 5 is 3.5 which lies between the Likert range of 3.4 to 4.2 i.e. range for 'Agree'. So, it is clear the syllabus is adequate to develop the soft skills required to link the gap between academia and industry/employers in the current global scenario.

Question No: (6) The college provides excellent facilities for internet access.

Table 6: Responses on the college provides excellent facilities for internet access.

Responses	Strongly Agree	Agree	Neutral	Disagree	Strongly Disagree	Total
	5	4	3	2	1	
Number of Employer	2	2	3	2	0	9
Percentage	22.22	22.22	33.33	22.22	0	100
Weighted Score	10	8	9	4	0	31
Weighted Mean Score						3.44

The results to Question 6 are presented below in diagram as shown in Fig.6.

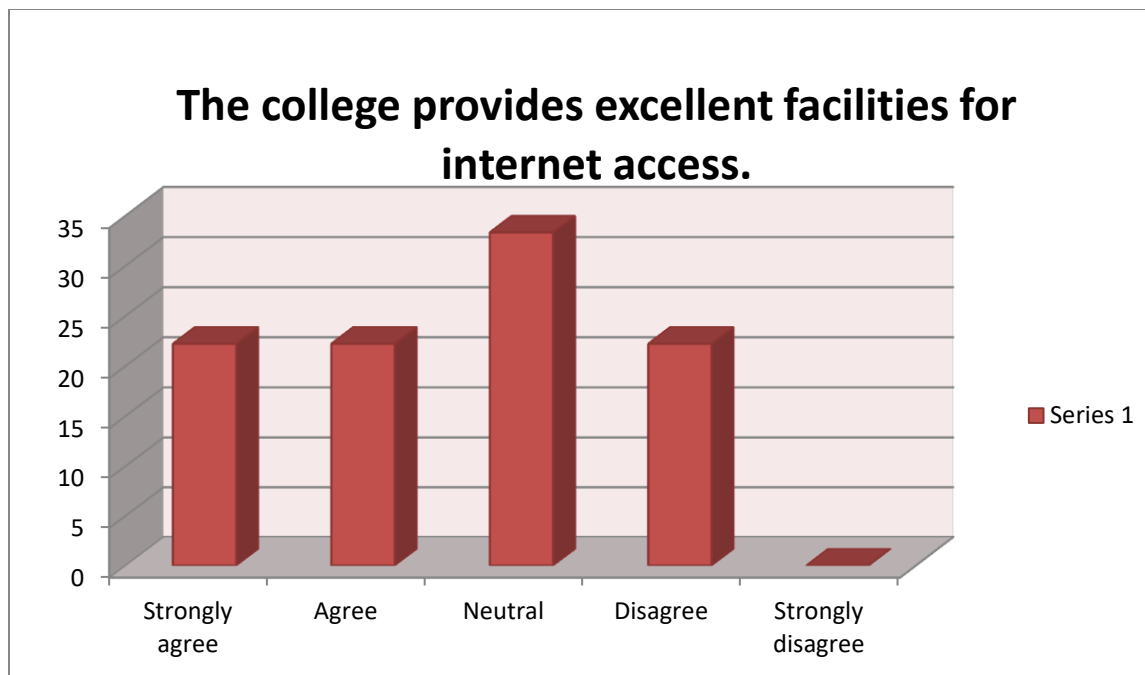


Fig.6. Percentage of responses on the curriculum promotes the use of workplace equipment

Weighted Mean Score of Question No. 6 is 3.44 which lies between the Likert range of 3.4 to 4.2 i.e. range for 'Agree'. So, it is clear that the college provides excellent facilities for internet access.

Conclusion

Following table and diagram present Weighted Mean Score on various questions:

Table 7: Weighted Mean Score of questions

S. No.	Parameters	Weighted Mean Score
1.	The curriculum is designed in such a way that it covers all of the relevant topics to meet industry standards.	4.0
2.	The curriculum enhances technical skills of college students.	3.75
3.	The curriculum focuses on ability to solve work place problems	3.87
4.	The curriculum promotes the use of workplace equipment	3.75
5.	The syllabus is adequate to develop the soft skills required to link the gap between academia and industry/employers in the current global scenario.	4.25
6.	The college provides excellent facilities for internet access.	3.75

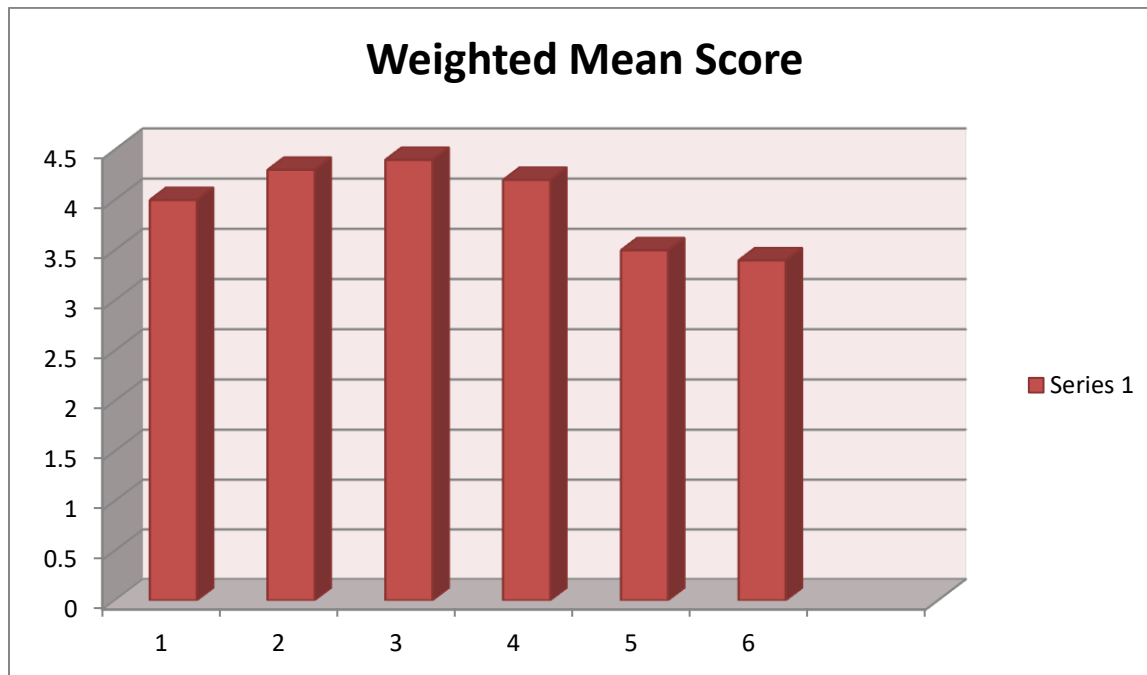


Fig 7. Weighted Mean Score

Table 7 and Fig 7 shows that the average of Weighted Mean Score of all questions related to curriculum is 3.96 which lies between Likert range of 3.4 to 4.2, that is, the range for 'Agree', from which it can be concluded that on an average employers agree that the curriculum enhances the ability to access, evaluate and synthesize information, the curriculum focuses on ability to solve work place problems and the design of the curriculum is appropriate to cover all the relevant topics required to meet industry standards.



KHALSA COLLEGE FOR WOMEN AMRITSAR

Academic Peers Feedback Analysis (2023-2024)

Report on Analysis of Academic Peers Feedback (2023-24)

Feedback from academic peers on the design and review of the curriculum was obtained through a structured questionnaire consisting of seven questions covering various aspects. The collected feedback was collated at the institute level, and significant suggestions, comments, and remarks from academic peers were considered for enhancing the curriculum, syllabi, and other services offered by the institute.

A five point Likert scale has been used with weights assigned from 1 to 5 to different levels as follows:

Strongly Disagree
Disagree
Neutral
Agree
Strongly Agree

The Range of each order or level is determined by the following formula:

$(\text{Highest point in Likert Scale} - \text{Lowest point in Likert Scale}) / \text{Number of Levels Used}$

Therefore, $\text{Range} = (5-1)/5 = 4/5 = 0.8$

Hence,

Range for 'Strongly Disagree' is	1.0 to 1.8
Range for 'Disagree' is	1.8 to 2.6
Range for 'Neutral' is	2.6 to 3.4
Range for 'Agree' is	3.4 to 4.2
Range for 'Strongly Agree' is	4.2 to 5.0

Data Analysis and Interpretation

Following is the tabular analysis of each question showing number of Academic Peers' responses on five point Likert scale, percentage of Academic Peers' responses, weighted score and weighted mean score of each question.

Question No: (1) The curriculum effectively helps students acquire both theoretical and practical knowledge.

Table 1: Responses on the curriculum effectively helps students acquire both theoretical and practical knowledge.

Responses	Strongly Agree 5	Agree 4	Neutral 3	Disagree 2	Strongly Disagree 1	Total
Number of Academic Peers	12	12	2	0	0	26
Percentage	46.15	46.15	7.69	0	0	100
Weighted Score	60	48	6	0	0	114
Weighted Mean Score						4.38

The results to Question 1 are presented below in diagram as shown in Fig.1.

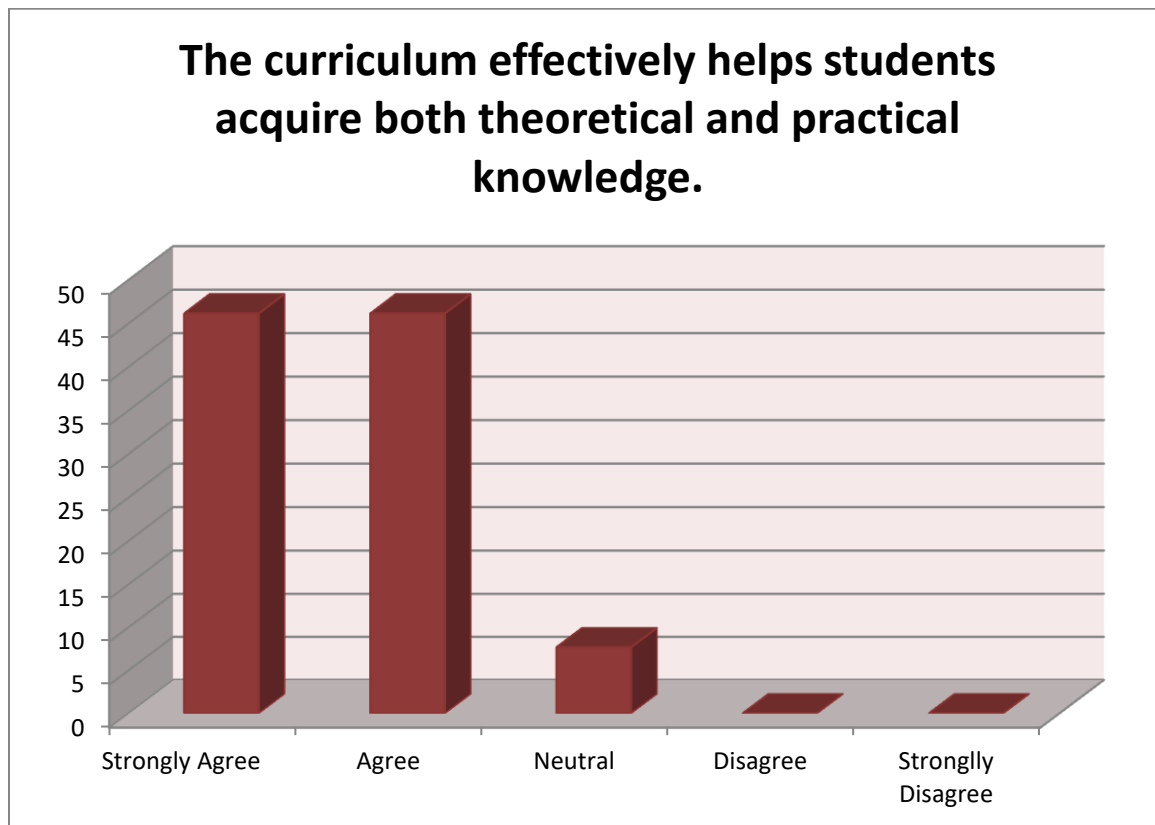


Fig.1. Percentage of responses on the curriculum effectively helps students acquire both theoretical and practical knowledge.

Here, it is also observed that Weighted Mean Score of Question No. 1 is 4.38 which lies between the Likert range of 3.4 to 4.2 i.e. range for 'Agree'. So, it can be concluded that there is agreement among Academic Peers that the curriculum effectively helps students acquire both theoretical and practical knowledge.

Question No: (2) Do you believe that the curriculum covers all relevant topics for the assigned subjects.

Table 2: Responses on do you believe that the curriculum covers all relevant topics for the assigned subjects.

Responses	Strongly Agree 5	Agree 4	Neutral 3	Disagree 2	Strongly Disagree 1	Total
Number of Academic Peers	10	6	10	0	0	26
Percentage	38.46	23.07	38.46	0	0	100
Weighted Score	50	24	30	0	0	104
Weighted Mean Score						4.0

The results to Question 2 are presented below in diagram as shown in Fig.2.

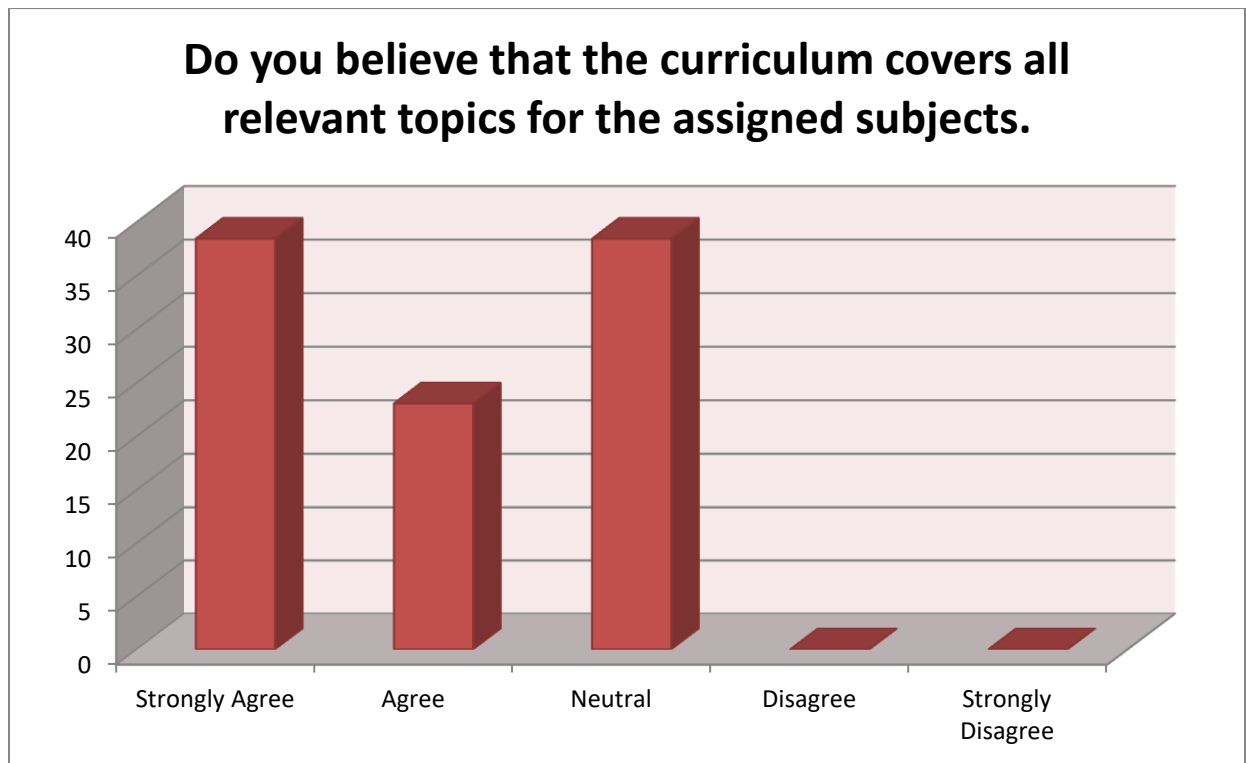


Fig.2. Percentage of responses on Do you believe that the curriculum covers all relevant topics for the assigned subjects.

Weighted Mean Score of Question No. 2 is 4.0 which fall in the Likert range of 'Agree' and hence it can be concluded that the Academic Peers agree that the curriculum covers all relevant topics for the assigned subjects

Question No: (3) Ensuring the comprehensive coverage of the curriculum within the given time frame can be somewhat challenging.

Table 3: Responses on Ensuring the comprehensive coverage of the curriculum within the given time frame can be somewhat challenging.

Responses	Strongly Agree 5	Agree 4	Neutral 3	Disagree 2	Strongly Disagree 1	Total
Number of Academic Peers	13	3	10	0	0	26
Percentage	50	11.5	38.46	0	0	100
Weighted Score	65	12	30	0	0	107
Weighted Mean Score						4.11

The results to Question 3 are presented below in diagram as shown in Fig.3.

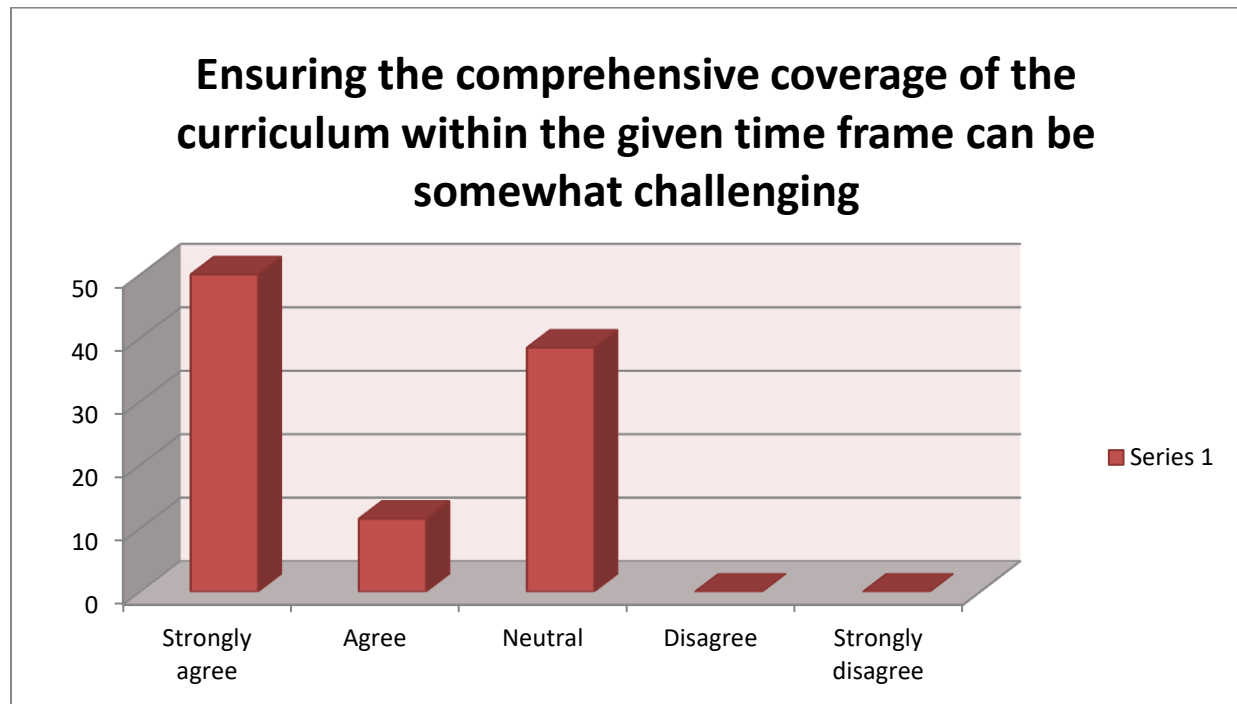


Fig.3. Percentage of responses on the curriculum is covered effectively in the allotted time period

Weighted Mean Score of Question No. 3 is 4.11 which lie between the Likert range of ‘Agree’. So, it is clear that Ensuring the comprehensive coverage of the curriculum within the given time frame can be somewhat challenging.

Question No: (4) In your opinion, does the current curriculum adequately prepare students for the demands of the industry or potential employers.

Table 4: Responses on in your opinion, does the current curriculum adequately prepare students

for the demands of the industry or potential employers.

Responses	Strongly Agree 5	Agree 4	Neutral 3	Disagree 2	Strongly Disagree 1	Total
Number of Academic Peers	6	6	12	0	0	26
Percentage	23.07	23.07	46.14	0	0	100
Weighted Score	30	24	36	0	0	90
Weighted Mean Score						3.46

The results to Question 4 are presented below in diagram as shown in Fig.4.

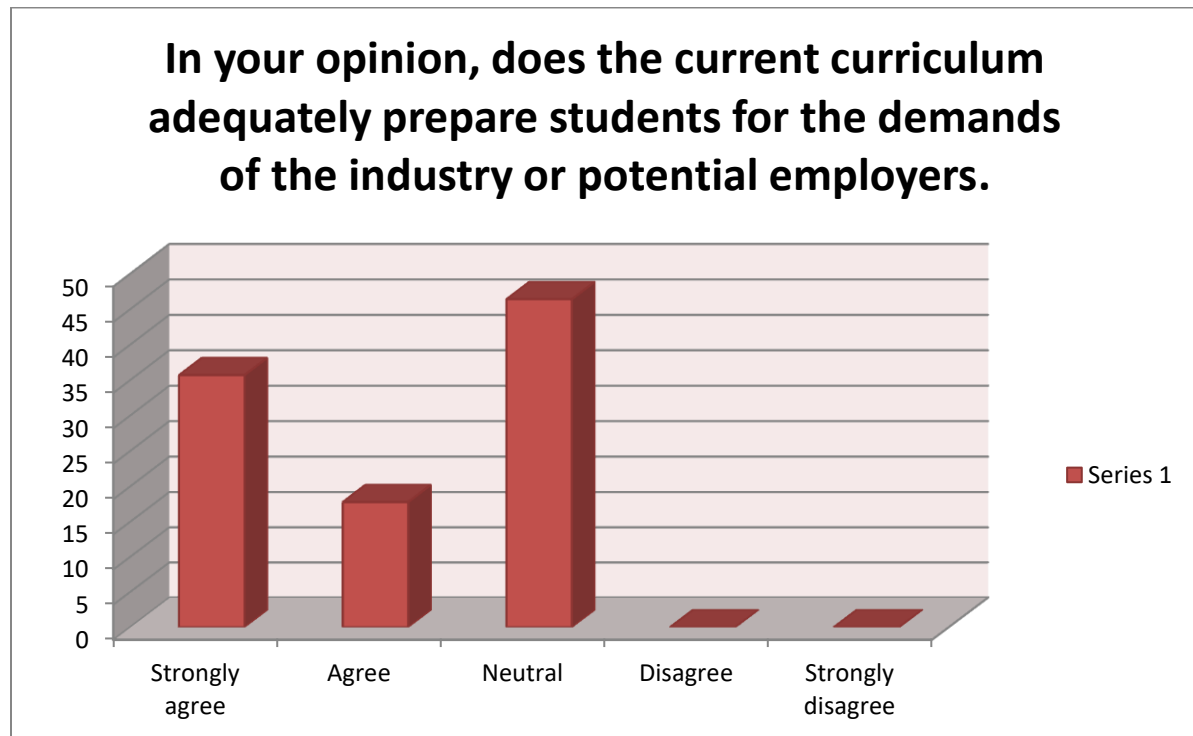


Fig.4. Percentage of responses on the course content is distributed quite evenly across different units/modules.

Weighted Mean Score of Question No. 4 is 3.89 which lies between the Likert range of 3.4 to 4.2 i.e. range for 'Agree'. So, it is clear that the current curriculum adequately prepare students for the demands of the industry or potential employers

Question No: (5) The course content is evenly distributed in all the units.

Table 5: Responses on the course content is evenly distributed in all the units

Responses	Strongly Agree	Agree	Neutral	Disagree	Strongly Disagree	Total
	5	4	3	2	1	
Number of Academic Peers	15	5	4	2	0	26
Percentage	57.69	19.23	15.38	7.69	0	100
Weighted Score	75	20	12	4	0	111
Weighted Mean Score						4.26

The results to Question 5 are presented below in diagram as shown in Fig.5.

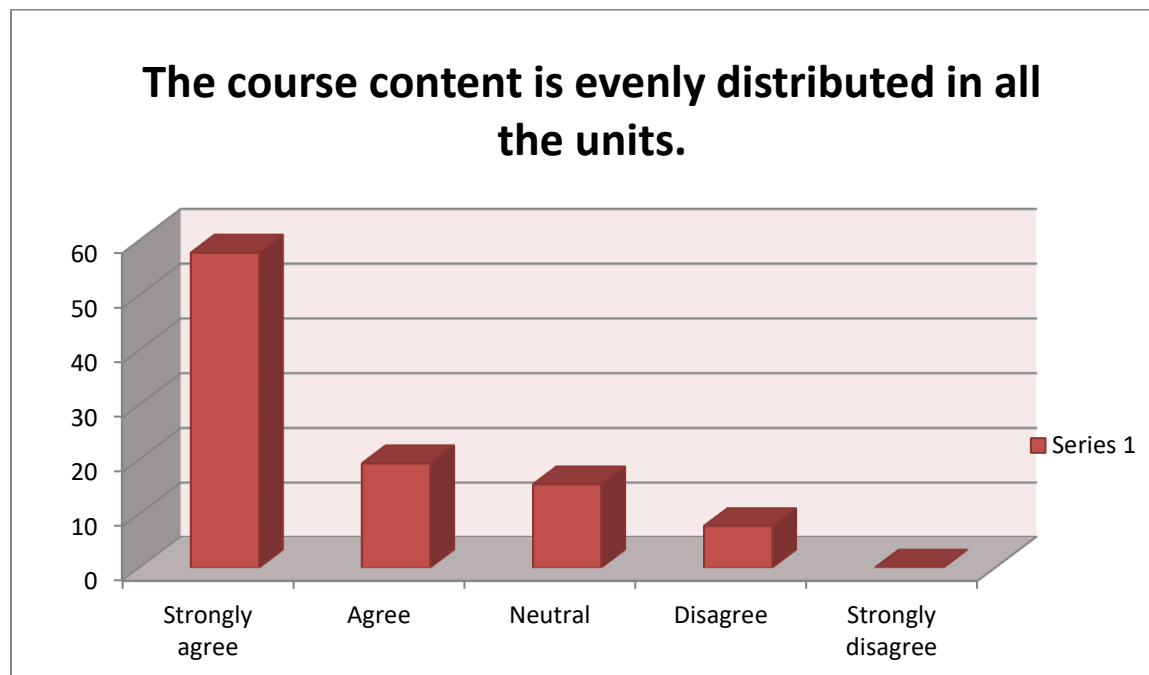


Fig.5. Percentage of responses on the course content is evenly distributed in all the units.

Weighted Mean Score of Question No. 5 is 4.26 which lies between the Likert range of 3.4 to 4.2 i.e. range for 'Agree'. So, it is clear that course content is evenly distributed in all the units

Question No: (6) The College has a mechanism to update the curriculum with recent advancements and developments in the field

Table 6: Responses on the College has a mechanism to update the curriculum with recent advancements and developments in the field

Responses	Strongly Agree 5	Agree 4	Neutral 3	Disagree 2	Strongly Disagree 1	Total
Number of Academic Peers	9	12	5	0	0	26
Percentage	34.61	45.15	19.23	0	0	100
Weighted Score	45	48	15	0	0	108
Weighted Mean Score						4.15

The results to Question 6 are presented below in diagram as shown in Fig.6.

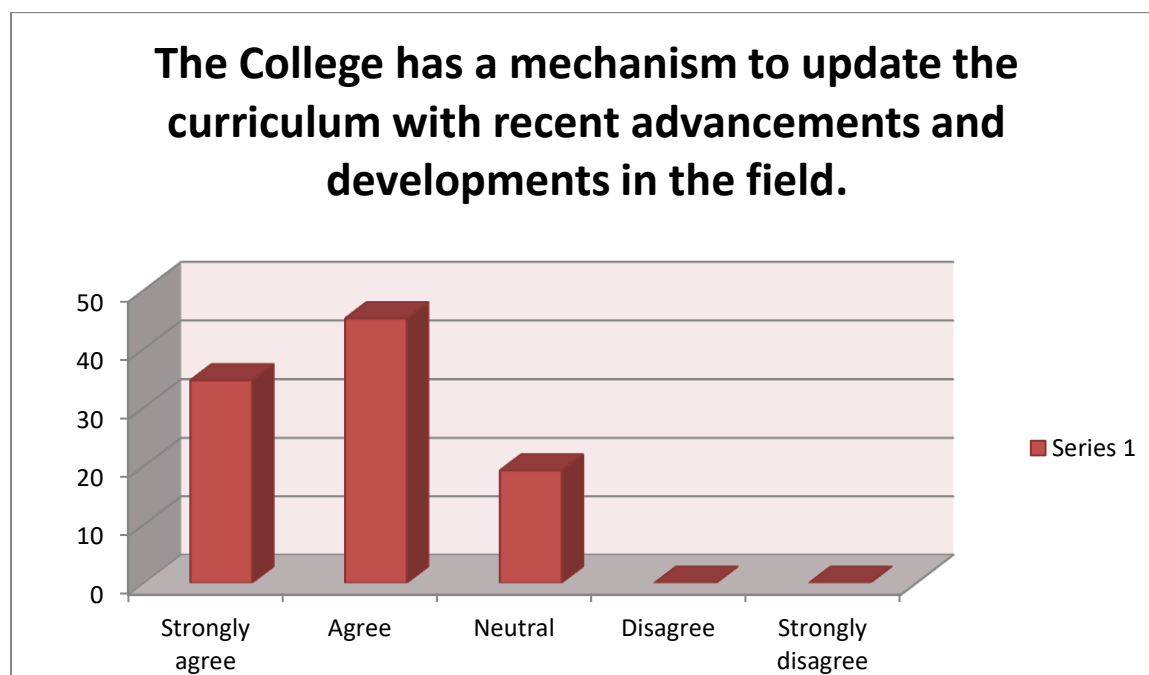


Fig.6. Percentage of responses on the College has a mechanism to update the curriculum with recent advancements and developments in the field.

Weighted Mean Score of Question No. 6 is 4.15 which lies between the Likert range of 3 ‘Strongly Agree’. So, it is clear that the College has a mechanism to update the curriculum with recent advancements and developments in the field.

Question No: (7) Do you believe that the college library provides sufficient books and reference materials for the topics covered in the curriculum.

Table 7: Responses on the college library provides sufficient books and reference materials for the topics covered in the curriculum.

Responses	Strongly Agree	Agree	Neutral	Disagree	Strongly Disagree	Total
	5	4	3	2	1	
Number of Academic Peers	8	8	8	2	0	26
Percentage	30.76	30.76	30.76	7.69	0	100
Weighted Score	40	32	24	4	0	100
Weighted Mean Score						3.84

The results to Question 7 are presented below in diagram as shown in Fig.7.

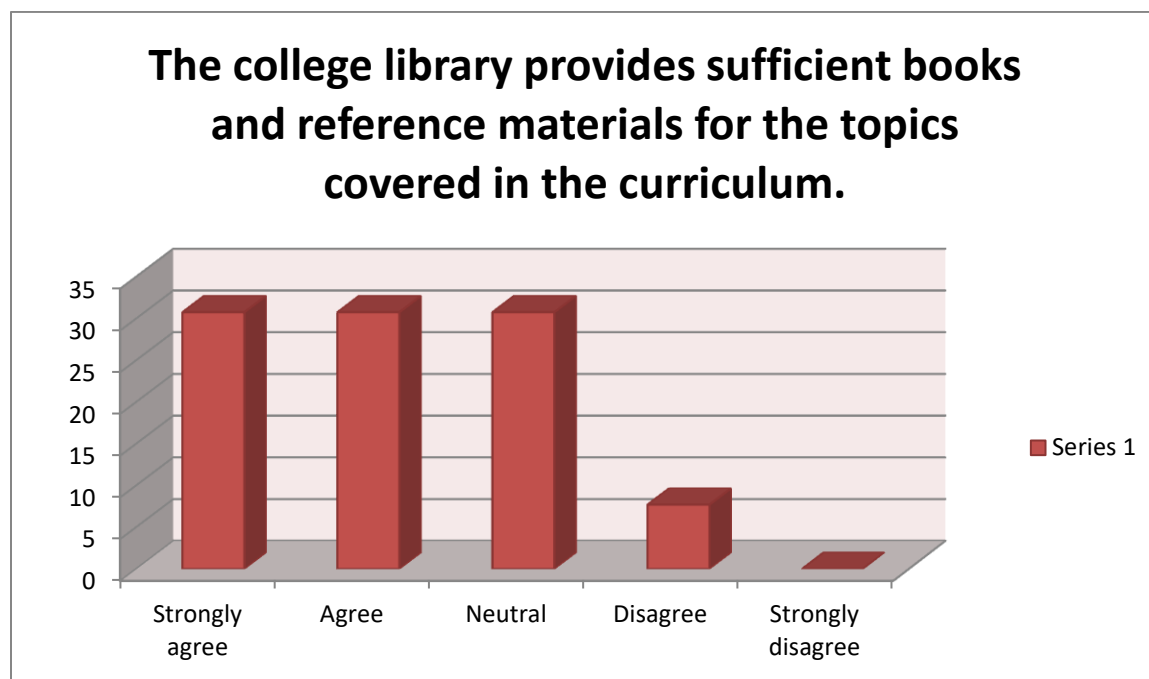


Fig.7. Percentage of responses on the college library provides sufficient books and reference materials for the topics covered in the curriculum.

Weighted Mean Score of Question No. 7 is 3.84 which lies between the Likert range of 3.4 to 4.2 i.e. range for 'Agree'. So, it is clear that the college library provides sufficient books and reference materials for the topics covered in the curriculum.

Conclusion

Following table and diagram present Weighted Mean Score on various questions:

Table 8: Weighted Mean Score of questions

S. No.	Parameters	Weighted Mean Score
1.	The curriculum aids in the acquisition of theoretical as well as practical knowledge.	4.38
2.	The curriculum is designed in such a way that it covers all of the relevant topics for the assigned subject.	4.0
3.	The curriculum is covered effectively in the allotted time period.	4.11
4.	In the current global scenario, the syllabus is suitable to bridge the gap between academics and industry/employers.	3.46
5.	The course content is evenly distributed in all the units.	4.26
6.	Recent advancements are frequently upgraded and added in the curriculum.	4.15
7.	The college library has sufficient books and reference materials for the topics included mentioned in the programme.	3.84

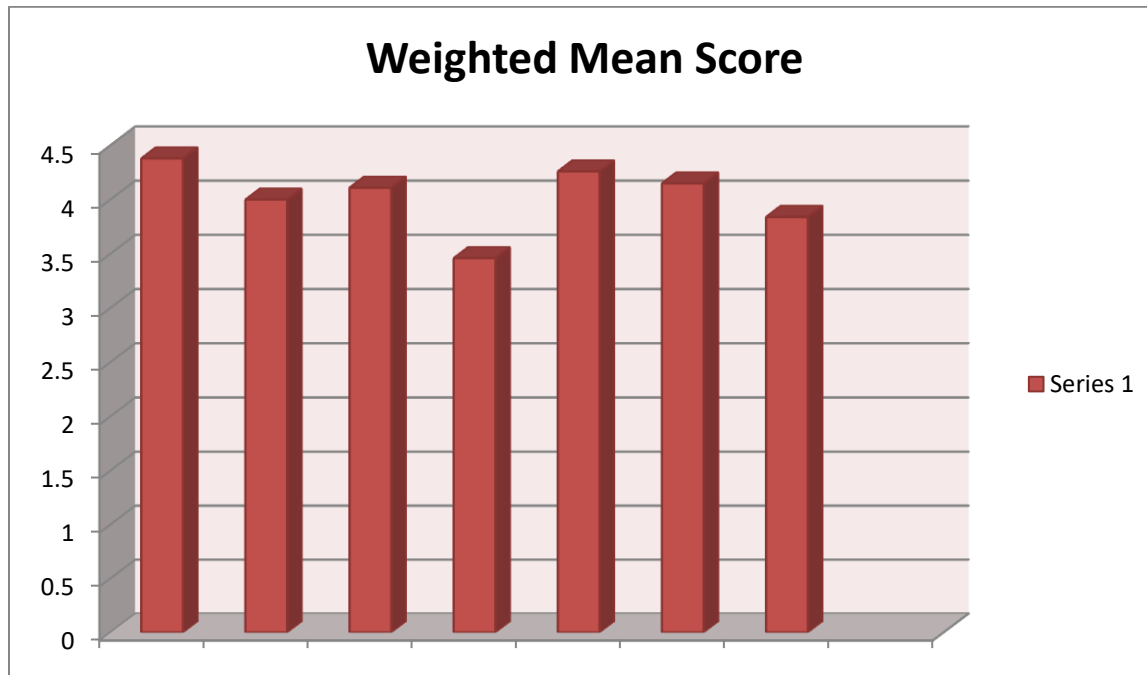


Fig.8. Weighted Mean Score

Table 8 and Fig 8 show that the average of Weighted Mean Score of all questions related to curriculum is 4.02 which lies between Likert range of 'Agree', from which it can be concluded that on an average Academic Peer member agrees that the curriculum, content and syllabus and its future prospects are adequate, updated and Recent advancements are frequently upgraded and added in the curriculum.